ETAPE BORNHOLM

POWERED BY: NORDEA FONDEN

RESULTS 22.TH INTERNATIONAL RUNNING WEEK

VÆSKESPONSOR
NUTRAMINO

FIRMAKONKURRENCESPONSOR
DEN BORNHOLMSKE DIAMANT SPA

KLUBKONKURRENCESPONSOR
POLAR
LISTEN TO YOUR BODY

FRUGTSPONSOR
coop

2015 RESULTATER

PÅ GENSYN DEN 25.–29. JULI 2016 · WWW.ETAPE-BORNHOLM.DK

Lidt mere end et motionsløb

Lige siden det allerførste Etape Bornholm tilbage i 1994 har målsætningen for Etape Bornholm været, at løbet ikke 'kun' skulle være et motionsløb.
Det skulle være en ferieoplevelse. En event, der kombinerer det vi alle så godt kan lide - nemlig løb - med ferie med familien. Kort sagt - aktiv ferie.

Vi kan se, at 80 procent af vores deltagere kommer rejsende til Bornholm for at være med. Rigtigt mange har pårørende med, og alle får sig en fantastisk uge på Bornholm.

Igen i 2015 var vejret med os.
I de 22 år Etape Bornholm har eksisteret har der faktisk kun været øv-vejr på 4-5 etaper ud af 110. Bornholm og uge 30 er et godt match.

Stor tak til alle for et godt Etape Bornholm 2015.

Først og fremmest tak til jer som deltagere. Håber I fik en super god oplevelse og en god ferie.

Tak til alle sponsorer, lodsejere og samarbejdspartnere, som vi heldigvis har rigtigt mange af.

Dejligt at vi kan komme de steder, vi gør, da ruterne i sig selv gør Etape Bornholm til dét, det er: Et løb i fantastisk natur.

Tak til alle de mange hundrede frivillige. Uden jeres indsats ville løbet ikke kunne gennemføres. Tak til både Viking Atletiks egne hjælper og tak til frivillige fra andre idrætsforeninger, samaritterne og hjemmeværnet.

Og ikke mindst tak til de mange, mange tusinde tilskuere som sammen med naturen er med til at skabe nogle helt unikke rammer.

Planlægningen af 2016 udgaven er allerede i gang. Har du input til, hvordan vi kan gøre løbet endnu bedre, så send os en mail. Du finder kontakt info på etape-bornholm.dk

Tak for i år – vi ses forhåbentlig en anden gang.

Med venlig hilsen
Etapeudvalget
Erling Krogh Hansen, Jesper Kraul Jensen, Jens Bager, Claus Clausen, Andreas Blom, Hans Mikkelsen, Preben Holm og Ole Hansen.

TAK. TAK. TAK TIL ALLE LØBERNE, TIL DE UFATTELIGT MANGE TILSKUERE OG VIKING ATLETIK FOR ENDNU EN FANTASTISK LØBEFEST

LARS BOSS
Brolægger og entreprenør

BROLÆGNING | STØTTEMURE | FLISER | TRAPPER | TERRASSER | INDKØRSLER | STØRRE PLADSER | GRUSSTIER | TERRÆNMURE | ASFALT | ALT I GRAVEARBEJDE | PLANERING | BETONARBEJDE | STØBEARBEJDE | ALLE STENTYPER | BEPLANTNING AF TRÆER, BUSKE, PLANTER | NYE PLÆNER | GRÆSKLIPNING | NYANLÆG AF ALLE TYPER HAVER | SKRÆDDERSYET HAVEDESIGN | HEGN | VEDLIGEHOLDELSE | VI LAVER ALT FRA SMÅ PRIVATE HAVER TIL STORE PARKER | SJÆLLAND & BORNHOLM | 40 14 15 13 • WWW.LARSBOSS.DK

NR.	NAVN	KLUB	1. ETAPE / PLAC.		2. ETAPE / PLAC.		3. ETAPE / PLAC.		4. ETAPE / PLAC.		5. ETAPE / PLAC.		SAMLET
1	Anna Holm Baumeister	Viking Atletik/New Balance	00:34:20	1	00:21:07	1	00:27:06	1	00:30:43	1	00:34:00	1	02:27:16
2	Simone Glad	Odense Atletik	00:34:30	4	00:22:03	4	00:27:18	2	00:31:00	2	00:34:45	3	02:29:36
3	Sylvia Kiberenge Worm	Køge Atletik	00:34:27	3	00:21:46	3	00:27:31	3	00:31:37	3	00:34:20	2	02:29:41
4	Gladys Jepkorir Kiprotich		00:34:24	2	00:21:43	2	00:27:41	4	00:32:22	4	00:35:22	5	02:31:32
5	Maria Sig Møller	Sparta/Marathon Sport	00:35:36	6	00:23:04	5	00:28:11	5	00:32:24	5	00:35:23	6	02:34:38
6	Anne-Mari Hyryläinen	Helsingin Jyry	00:35:15	5	00:23:40	6	00:29:04	6	00:33:54	6	00:34:56	4	02:36:49
7	Julie Mathisen	Askim IF	00:37:30	7	00:24:19	10	00:29:44	7	00:34:02	7	00:36:50	7	02:42:25
8	Rikke Due-Andersen	X-Bionic/Hechmann Sport	00:37:35	8	00:24:17	9	00:30:19	8	00:34:33	9	00:38:00	9	02:44:44
9	Zenia Mogensen	Løberen	00:37:51	9	00:24:15	8	00:30:30	9	00:35:18	11	00:37:28	8	02:45:22
10	Sabine Pedersen	Hvidovre Atletik og Motion	00:38:26	10	00:23:46	7	00:30:45	10	00:34:23	8	00:38:53	13	02:46:13
11	Sara Schou Kristensen	Bagsværd Atletik 1 (mix)	00:39:01	13	00:24:30	11	00:31:16	13	00:34:57	10	00:38:30	11	02:48:14
12	Tanja Plötz	Team Leipzig	00:39:14	14	00:25:43	13	00:31:22	14	00:36:27	14	00:38:51	12	02:51:37
13	Marie Holst Mørch	Allerød Atletik & Motion	00:39:48	15	00:24:40	12	00:32:02	16	00:35:57	13	00:39:28	14	02:51:55
14	Signe Nyby	Tri Club Denmark	00:40:31	17	00:25:49	14	00:32:01	15	00:35:40	12	00:38:28	10	02:52:29
15	Mia Daugbjerg	AimHigh - woman	00:40:28	16	00:26:15	15	00:32:36	17	00:37:03	15	00:39:51	15	02:56:13
16	Charlotte Karlsson	Hässelby SK	00:39:01	12	00:27:32	25	00:32:38	18	00:38:16	21	00:39:54	17	02:57:21
17	Kirstine Futterup	Herning Løbeklub	00:41:13	20	00:26:18	16	00:32:45	20	00:37:28	16	00:40:54	20	02:58:38
18	Elisabet Karlsson	Runday IF	00:40:49	18	00:27:32	26	00:32:39	19	00:38:15	20	00:39:54	16	02:59:09
19	Stine Messerschmidt	ASG	00:41:33	24	00:26:40	18	00:32:49	21	00:37:37	18	00:40:50	18	02:59:29
20	Anna Løken Granlund	Stor-Elvdal Skiklubb	00:42:00	26	00:26:30	17	00:33:08	23	00:37:31	17	00:40:51	19	03:00:00
21	Tine Broksø Blovstrød	Løverne 1	00:41:27	22	00:27:00	19	00:32:59	22	00:37:57	19	00:41:00	21	03:00:23
22	Laura Marie Jørgensen Hulgaard	Viking Atletik 1	00:41:27	23	00:27:04	20	00:33:49	26	00:38:27	23	00:41:51	24	03:02:38
23	Christina Hedegård Bruhn	Sparta 1	00:41:14	21	00:27:08	21	00:33:40	25	00:39:20	28	00:41:26	22	03:02:48
24	Gitte Kyst Carlsen	Skovshoved Triathlon Klub	00:41:01	19	00:27:40	27	00:33:27	24	00:38:44	25	00:41:59	26	03:02:51
25	Sigrid Josefsson	Nilivaara IS	00:42:09	27	00:27:14	23	00:34:01	28	00:38:19	22	00:42:09	27	03:03:52
26	Silke Neumann	SCC Berlin Triathlon	00:43:19	35	00:27:46	30	00:34:31	31	00:39:08	27	00:42:15	28	03:06:59
27	Christina Skou	Syd-øst for paradis 1	00:43:03	32	00:27:13	22	00:34:33	32	00:38:54	26	00:43:21	32	03:07:04
28	Vibeke Hansen	Snik	00:43:20	36	00:28:08	32	00:34:23	30	00:39:31	29	00:42:33	29	03:07:55
29	Katja Kousgard		00:43:05	33	00:27:46	29	00:34:51	34	00:39:44	30	00:43:43	35	03:09:09
30	Tina Kristensen	Bagsværd Atletik 1 (mix)	00:43:27	37	00:28:17	35	00:34:53	35	00:39:57	32	00:43:06	30	03:09:40
31	Anne-Marie Simonsen	Aalborg atletik og motion	00:42:53	31	00:28:51	43	00:34:48	33	00:39:57	33	00:43:20	31	03:09:49
32	Malene Meyer		00:43:16	34	00:28:13	34	00:35:02	38	00:39:47	31	00:43:42	34	03:10:00
33	Andrea Gaede	LC Ron-Hill Berlin	00:44:08	40	00:28:06	31	00:34:58	37	00:40:20	37	00:44:03	37	03:11:35
34	Henriette Hansen	Odense Atletik	00:43:51	39	00:28:26	36	00:35:07	39	00:41:11	45	00:43:36	33	03:12:11
35	Helene Bothilde Rønne	FIF	00:45:23	54	00:27:43	28	00:35:08	40	00:40:23	38	00:43:52	36	03:12:29
36	Anette Bidstrup Nielsen	Viking Atletik	00:44:19	41	00:28:49	42	00:35:35	42	00:40:55	42	00:44:17	40	03:13:55
37	Ida Lind-Holm		00:44:29	43	00:28:08	33	00:35:35	43	00:40:56	43	00:44:55	48	03:14:03
38	Julie Føns	AimHigh - woman	00:45:08	51	00:28:28	37	00:35:47	45	00:40:27	39	00:44:54	47	03:14:44

ANN KRISTIN THARALDSEN fra norske FiF runder 10 km på 50 minutter rent på 1. etape.

FOTO: KENNETH JENSEN

NR.	NAVN	KLUB	1. ETAPE / PLAC.		2. ETAPE / PLAC.		3. ETAPE / PLAC.		4. ETAPE / PLAC.		5. ETAPE / PLAC.		SAMLET
39	Mette Riis-Petersen	Team Hechmann Sport	00:44:25	42	00:29:18	50	00:35:55	47	00:40:49	41	00:44:26	42	03:14:53
40	Annemette Valant	NBRO	00:42:49	30	00:31:36	100	00:34:56	36	00:44:09	89	00:41:55	25	03:15:25
41	Trine Knudsen		00:44:47	46	00:28:44	40	00:36:21	53	00:41:11	46	00:44:47	45	03:15:50
42	Gitte Sloth	Bakkegård v/Anders Pedersen	00:44:38	45	00:28:54	44	00:36:01	49	00:41:39	51	00:44:42	43	03:15:54
43	Cille Poulsen	Solrød A M	00:45:00	49	00:29:24	52	00:36:10	50	00:41:26	48	00:44:04	38	03:16:04
44	Lotte Helms	Viking Atletik 2	00:44:59	48	00:30:01	55	00:35:56	48	00:41:25	47	00:44:23	41	03:16:44
45	Malene Kofoed-Dam	Syd-øst for paradis 1	00:45:09	52	00:28:41	39	00:36:33	57	00:41:06	44	00:45:51	57	03:17:20
46	Astrid Joldrichsen	Jolle runners	00:46:29	70	00:29:37	53	00:36:14	51	00:40:33	40	00:44:48	46	03:17:41
47	Bettina Honore		00:44:51	47	00:28:58	45	00:36:41	61	00:42:13	57	00:45:07	50	03:17:50
48	Line Ravnskjær		00:46:01	62	00:29:20	51	00:36:37	59	00:42:13	56	00:44:44	44	03:18:55
49	Jana Schönlebe	Team Leipzig	00:45:11	53	00:29:00	46	00:36:56	64	00:42:28	59	00:45:23	52	03:18:58
50	Lotte Bigom-Eriksen	Blovstrød Løverne	00:45:53	59	00:29:44	54	00:36:31	55	00:41:37	50	00:45:24	53	03:19:09
51	Hege Gathen	Fredrikstad IF	00:45:54	60	00:29:04	47	00:36:39	60	00:41:48	52	00:45:54	58	03:19:19
52	Annika Winther	Blovstrød løverne	00:45:28	55	00:29:05	48	00:37:07	67	00:42:03	55	00:45:57	59	03:19:40
53	Marlene Hjorteberg	Skovshoved Triathlonklub	00:46:12	66	00:30:52	73	00:36:58	65	00:41:58	54	00:44:59	49	03:20:59
54	Katrine Jensen	Viking Atletik 2	00:46:04	64	00:30:05	57	00:36:46	63	00:42:28	58	00:46:31	66	03:21:54
55	Camilla Kongsted	Team Kongsted/Lange	00:47:42	88	00:31:01	78	00:36:31	56	00:42:29	61	00:45:44	56	03:23:27
56	Louise Flade		00:46:26	69	00:30:18	59	00:38:02	75	00:42:28	60	00:46:20	62	03:23:34
57	Wenche Lande	Byåsen IL	00:45:51	58	00:30:06	58	00:38:08	77	00:43:32	73	00:46:15	61	03:23:52
58	Benedicte Kastrup	Bagsværd Atletik Club	00:46:09	65	00:30:38	67	00:36:43	62	00:43:45	78	00:46:41	69	03:23:56
59	Charlotte Nikolajsen	Varde Fysioterapi	00:46:03	63	00:30:28	64	00:37:15	68	00:43:08	69	00:47:27	84	03:24:21
60	Annette Holm	Odense Runners	00:47:18	83	00:30:23	60	00:37:17	69	00:42:49	64	00:46:52	75	03:24:39
61	Sylvia Frankenstein	Team Leipzig 2	00:46:56	75	00:31:01	76	00:38:21	86	00:42:55	65	00:45:30	54	03:24:43
62	Helle Blak Petersen	Viborg AM 1	00:45:28	56	00:30:33	66	00:39:50	138	00:44:30	95	00:45:33	55	03:25:54
63	Anne-Sofie Hjemdahl		00:47:31	85	00:30:05	56	00:38:12	80	00:43:10	70	00:47:18	81	03:26:16
64	Kristine Romme		00:51:33	200	00:35:44	291	00:34:14	29	00:38:28	24	00:46:31	65	03:26:30
65	Josephine Mortensen	Coop Bornholm 2	00:46:51	73	00:31:15	83	00:38:25	88	00:43:08	68	00:46:56	77	03:26:35
66	Lone Thorsen		00:46:17	67	00:30:24	62	00:38:15	83	00:43:22	71	00:48:26	107	03:26:44
67	Maja Boe	Aalborg Øst Road Runners Club	00:47:05	78	00:30:40	71	00:38:12	81	00:44:12	91	00:46:55	76	03:27:04
68	Tilde Hellis Jacobsen		00:47:11	80	00:31:20	88	00:38:02	74	00:43:33	74	00:47:06	79	03:27:12
69	Sofie Føns	AimHigh - mix	00:48:47	121	00:31:08	79	00:37:49	73	00:42:56	67	00:46:33	67	03:27:13
70	Maja Kofod-Andersen	Campus Bornholm	00:48:17	105	00:31:22	93	00:37:25	70	00:43:43	77	00:46:46	72	03:27:33
71	Julie Weel Rosbo	Bagsværd Atletik Club	00:47:14	81	00:31:30	96	00:38:35	93	00:43:41	76	00:46:49	73	03:27:49
72	Biretha Vitalis Joensen	Motionsklubben Amager	00:47:09	79	00:30:24	61	00:37:42	72	00:46:21	157	00:46:15	60	03:27:51
73	Annette Ries Petersen		00:48:05	95	00:31:21	90	00:38:46	101	00:43:35	75	00:46:29	64	03:28:16
74	Mette Fürstenberg		00:47:43	89	00:31:55	112	00:38:13	82	00:44:00	87	00:46:43	70	03:28:34
75	Karina Filippa Møller	Puls 3060	00:46:56	76	00:32:07	121	00:38:19	84	00:44:41	98	00:46:40	68	03:28:43
76	Katja Maria Lustrup	AimHigh - woman	00:46:41	71	00:31:37	101	00:39:19	116	00:43:57	85	00:47:43	87	03:29:17
77	Janne Kranker Mikla		00:47:33	86	00:31:19	86	00:38:42	97	00:43:56	83	00:47:59	90	03:29:29
78	Anette Bjordal Wigaard	Oppsal Orientering	00:48:19	108	00:31:49	108	00:38:11	79	00:44:27	94	00:46:45	71	03:29:31
79	Sanne Lærke Rosing		00:47:24	84	00:31:01	77	00:38:44	99	00:45:07	109	00:47:23	82	03:29:39
80	Karoline Johansen		00:46:59	77	00:30:54	74	00:39:21	117	00:45:05	106	00:47:39	85	03:29:58
81	Tone Berit Mohagen	Løplabbet Drammen	00:48:15	104	00:32:17	126	00:38:06	76	00:44:36	96	00:47:04	78	03:30:18
82	Tina Pauck Schou	Ramløse	00:48:29	113	00:31:20	89	00:38:35	92	00:43:53	80	00:48:06	93	03:30:23
83	Trine Thunbo Rivold	Kvik Tri Team	00:46:54	74	00:30:39	69	00:38:56	108	00:45:32	127	00:48:24	106	03:30:25
84	Helle Nygaard	Herlevløberne 2	00:47:53	92	00:31:45	106	00:38:20	85	00:44:24	93	00:48:07	94	03:30:29
85	Malue Dufke	Vej&Park og anlæg Hold 2	00:48:47	122	00:30:40	70	00:39:28	122	00:43:57	84	00:48:00	91	03:30:52
86	Marlene Kirial Hylleberg	Stutteri Kirial	00:47:16	82	00:31:19	87	00:38:22	87	00:44:48	103	00:49:12	135	03:30:57
87	Dorte Morell	IK Olympia	00:49:11	133	00:30:38	68	00:38:33	90	00:43:47	79	00:48:58	127	03:31:07
88	Kirsten Ejlskov Jensen		00:47:45	90	00:32:21	131	00:38:50	102	00:43:58	86	00:48:21	105	03:31:15
89	Ditte Sørensen	Bornholms Hospital hold 2	00:48:20	111	00:32:02	119	00:38:55	106	00:44:08	88	00:47:53	89	03:31:18
90	Julie Thunbo Rivold	Sparta 4	00:48:09	97	00:30:59	75	00:38:59	110	00:45:08	111	00:48:44	119	03:31:59
91	Vibike Gjørup	Aarhus 1900	00:48:11	101	00:31:58	117	00:38:55	104	00:44:44	101	00:48:20	103	03:32:08
92	Sofie Bruun-Jensen	Holbæk LMK/ Team Bruun	00:47:48	91	00:31:32	98	00:39:06	111	00:44:11	90	00:49:36	150	03:32:13
93	Heike Grunow		00:45:06	50	00:34:02	199	00:36:26	54	00:42:39	63	00:54:10	316	03:32:23
94	Charlotte Munch Andersen		00:48:11	99	00:31:21	91	00:39:14	114	00:45:08	110	00:48:36	111	03:32:30
95	Cindy Olsen		00:48:19	110	00:31:12	81	00:38:08	78	00:45:37	129	00:49:22	143	03:32:38
96	Karina Lund Larsen		00:48:40	118	00:31:29	95	00:38:57	109	00:45:09	112	00:48:31	108	03:32:46
97	Julie Rohold		00:48:59	125	00:31:16	84	00:39:57	142	00:43:55	82	00:48:42	117	03:32:49
98	Sofie Østergaard Pedersen	Esserne	00:48:08	96	00:31:58	116	00:39:22	120	00:45:14	117	00:48:17	99	03:32:59
99	Heidi Løvkvist Brøcher	Viborg AM 1	00:48:49	123	00:31:55	113	00:38:44	98	00:45:37	130	00:48:13	96	03:33:18
100	Henriette Vejby Grønnegaard	Den Faste Balle	00:48:17	106	00:31:11	80	00:39:50	139	00:44:56	105	00:49:06	132	03:33:20
101	Sofie Holm		00:48:27	112	00:31:21	92	00:40:10	154	00:44:53	104	00:48:45	121	03:33:36
102	Cherie Bausager		00:48:30	114	00:31:48	107	00:39:09	112	00:45:13	115	00:49:05	131	03:33:45
103	Line Rener Kristensen	#triletten	00:49:26	141	00:32:26	133	00:38:52	103	00:44:42	99	00:48:20	104	03:33:46
104	Pernille Hauschildt	Aarhus 1900	00:48:41	119	00:31:18	85	00:39:18	115	00:45:59	146	00:48:39	113	03:33:55
105	Kristina Scotwin	Blovstrød løverne	00:48:40	117	00:31:56	114	00:40:06	151	00:45:07	107	00:48:16	98	03:34:05
106	Sara Skov Holm		00:48:19	109	00:32:31	137	00:39:49	135	00:44:46	102	00:48:40	115	03:34:05
107	Catrin Pautzke	Moerser TV Triathlon	00:48:31	115	00:32:08	123	00:39:30	125	00:45:23	119	00:48:36	110	03:34:08
108	Eli Løken	Stor-Elvdal Skiklubb	00:46:25	68	00:30:25	63	00:38:31	89	00:45:07	108	00:53:57	303	03:34:25
109	Lene Magda Holm	strandløber	00:48:14	103	00:31:42	103	00:40:02	145	00:45:25	121	00:49:11	134	03:34:34
110	Caya Borgen Morell	IK Olympia	00:49:58	154	00:31:42	104	00:39:22	118	00:45:10	113	00:48:40	114	03:34:52
111	Sofie Hedlund Møller		00:48:33	116	00:31:30	97	00:40:34	167	00:45:11	114	00:49:11	133	03:34:59
112	Shanna Kristine Pedersen	Sparta 3	00:48:56	124	00:31:27	94	00:40:14	156	00:45:50	141	00:48:45	122	03:35:12
113	Elsebeth Skov Nonbo	Aarhus 1900	00:48:11	100	00:32:45	144	00:39:29	124	00:45:23	120	00:49:27	145	03:35:15
114	Nanna Vibe Sode		00:49:58	155	00:32:04	120	00:39:49	134	00:44:37	97	00:48:58	129	03:35:26
115	Ragnhild Røsbjørgen	CERG-Cardiac Exercise Research Group	00:49:14	135	00:31:45	105	00:39:49	132	00:45:19	118	00:49:22	142	03:35:29
116	Sara Søgaard Kofoed	Søgaard Telemarketing	00:49:21	138	00:31:58	118	00:40:09	153	00:46:07	150	00:48:00	92	03:35:35



SUSANNE EGESKOW-GJERKA JENSEN fra Nortlander Skitours i de hårde klitter på Dueodde.

FOTO: KENNETH JENSEN

SYLVIA KIBERENGE WORM fra Køge Atletik - samlet 3'er - blev også 3'er på etapen i skoven onsdag.

FOTO: KENNETH JENSEN

HOVEDSPONSOR

New Balance

NR.	NAVN	KLUB	1. ETAPE / PLAC.		2. ETAPE / PLAC.		3. ETAPE / PLAC.		4. ETAPE / PLAC.		5. ETAPE / PLAC.		SAMLET
117	Karina Ruby		00:49:01	128	00:32:41	143	00:39:09	113	00:45:46	137	00:48:58	128	03:35:35
118	Agnete Pihl		00:50:42	172	00:33:15	167	00:42:20	232	00:42:38	62	00:46:51	74	03:35:46
119	Jane Holgersen		00:48:19	107	00:33:22	173	00:39:49	136	00:45:47	139	00:48:45	120	03:36:02
120	Stine Bindslev		00:49:06	131	00:31:52	111	00:39:24	121	00:45:45	135	00:49:55	155	03:36:02
121	Louise Holm Hansen		00:49:16	137	00:32:37	139	00:39:48	131	00:45:32	126	00:48:57	126	03:36:10
122	Dorte Hallberg Bonnez	DIG og MIG	00:48:45	120	00:32:31	136	00:39:29	123	00:45:30	124	00:50:04	162	03:36:19
123	Ida Marie Stunt		00:49:16	136	00:31:40	102	00:40:02	146	00:45:43	134	00:49:54	154	03:36:35
124	Katrine Treldal	Team Treldal	00:48:11	98	00:31:13	82	00:38:55	105	00:46:25	159	00:52:06	224	03:36:50
125	Lone Holst	Blovstrød Løverne	00:48:59	126	00:32:18	127	00:40:17	158	00:45:56	144	00:49:28	146	03:36:58
126	Pia Adolfsten Rotvit	ØB	00:49:22	139	00:31:57	115	00:39:55	141	00:45:39	131	00:50:07	164	03:37:00
127	Julie Buchardt	Syd-øst for paradis 2	00:49:55	151	00:32:15	125	00:39:32	126	00:46:49	168	00:48:45	123	03:37:16
128	Trinh Kieu Thi Nguyen		00:49:03	129	00:32:21	129	00:39:38	127	00:46:12	153	00:50:03	161	03:37:17
129	Betina Nielsen	Skovshoved Tri	00:50:07	159	00:33:30	180	00:39:40	128	00:45:46	136	00:48:15	97	03:37:18
130	Camilla Høj Månsson	HOLD FAST	00:49:40	145	00:33:06	158	00:40:11	155	00:45:13	116	00:49:14	137	03:37:24
131	Tanja Hulgaard Petersen	Rønne	00:49:14	134	00:32:18	128	00:39:49	133	00:47:27	180	00:49:12	136	03:38:00
132	Signe Emmery Schumann	Den Store og Den Lille	00:49:09	132	00:32:51	150	00:41:02	178	00:46:12	154	00:48:52	124	03:38:06
133	Louise Bjerremann Jensen	NBRO	00:53:52	295	00:31:36	99	00:38:36	94	00:43:54	81	00:50:12	167	03:38:10
134	Helle Vibeke Buus	ØB-Atletik	00:49:50	149	00:32:54	155	00:40:04	148	00:45:52	142	00:49:33	148	03:38:13
135	Gretel Ana Martín Araya	Team Krøllebølles Bentøj	00:49:41	146	00:32:52	154	00:40:01	144	00:45:48	140	00:50:07	166	03:38:29
136	Caroline Lundgren		00:49:56	153	00:33:44	188	00:40:09	152	00:46:09	151	00:48:32	109	03:38:30
137	Stine Hansen	Rønne Autolakering	00:49:51	150	00:32:50	149	00:40:37	168	00:45:31	125	00:49:59	157	03:38:48
138	Lone Holm		00:49:00	127	00:32:21	130	00:40:39	169	00:46:59	172	00:49:49	152	03:38:48
139	Mette Storgaard Nielsen	AimHigh - woman	00:49:30	143	00:31:52	110	00:40:19	159	00:48:57	228	00:48:19	102	03:38:57
140	Micha Sommer Andersen		00:51:09	189	00:31:50	109	00:39:43	129	00:44:43	100	00:51:42	212	03:39:07
141	Henriette Dietz Hansen	Fullperformance	00:51:01	185	00:32:49	146	00:40:25	161	00:45:26	122	00:49:40	151	03:39:21
142	Ann Kristin Tharaldsen	FIF	00:50:06	158	00:33:06	159	00:40:26	162	00:45:47	138	00:50:05	163	03:39:30
143	Malene Vestergård	Nylars Plantage	00:50:52	181	00:33:10	162	00:40:01	143	00:46:02	148	00:49:31	147	03:39:36
144	Ilka Gomoll	LC RON-HILL Berlin	00:47:58	93	00:32:27	134	00:40:04	147	00:46:16	156	00:52:59	261	03:39:44
145	Edit Lulu Nielsen		00:49:59	156	00:33:13	164	00:40:04	149	00:46:35	162	00:50:22	171	03:40:13
146	Trine Holm		00:50:02	157	00:33:26	176	00:40:40	170	00:46:57	171	00:49:18	139	03:40:23
147	Tina Hass Elleby	Fugato hold 1	00:50:39	171	00:33:10	161	00:39:50	137	00:46:14	155	00:50:34	175	03:40:27
148	Lis Aalling	Brørup Løbeklub	00:49:28	142	00:33:43	187	00:40:58	175	00:47:35	183	00:48:54	125	03:40:38
149	Anne-Mette Lindgaard	Køge Atletik	00:49:49	148	00:32:50	148	00:41:19	187	00:47:03	173	00:50:02	160	03:41:03
150	Lene Møller		00:50:37	169	00:32:40	141	00:40:55	174	00:46:22	158	00:50:48	183	03:41:22
151	Bernadette Christelle Mortensen		00:51:15	192	00:33:18	169	00:41:03	179	00:45:26	123	00:50:22	170	03:41:24
152	Dorte Kristensen		00:49:48	147	00:33:29	178	00:41:59	219	00:47:32	181	00:48:41	116	03:41:29
153	Marie Nikolajsen	Bornholms Hospital hold 2	00:50:43	175	00:32:39	140	00:40:54	173	00:46:36	163	00:50:47	182	03:41:39
154	Janne Ekstrøm Larsen		00:49:25	140	00:32:58	157	00:41:10	182	00:46:47	167	00:51:30	207	03:41:50
155	Ditte Dalsgaard Hansen	Superbrugsen Klemensker	00:51:30	199	00:32:55	156	00:40:46	171	00:45:56	145	00:50:57	190	03:42:04
156	Petra Schulz		00:50:29	166	00:33:46	189	00:40:34	166	00:46:32	161	00:50:47	181	03:42:08
157	Trine Søby	Tri Club Denmark	00:50:44	177	00:34:07	206	00:41:03	180	00:47:09	174	00:49:22	141	03:42:25
158	Louise Pontoppidan	Jyllinge Løbeklub	00:50:43	173	00:33:57	193	00:41:31	194	00:45:32	128	00:50:49	185	03:42:32
159	Gitte Forsberg		00:50:08	161	00:32:52	153	00:41:33	197	00:47:26	178	00:50:51	187	03:42:50
160	Dorte Drechsler Sigvardsen	Houlkær Løb & Motion/VEXA	00:50:45	178	00:34:00	195	00:41:25	189	00:46:05	149	00:50:36	176	03:42:51
161	Stine Søndergård	Sønder	00:51:42	203	00:33:19	170	00:41:27	192	00:47:21	177	00:49:15	138	03:43:04
162	Maja Rømer		00:53:24	267	00:32:25	132	00:40:25	160	00:45:42	133	00:51:27	206	03:43:23
163	Irma Van Gils		00:53:32	272	00:33:13	165	00:41:00	177	00:46:40	165	00:49:04	130	03:43:29
164	Connie Olsen		00:49:40	144	00:33:21	172	00:43:42	301	00:46:41	166	00:50:18	169	03:43:42
165	Janikke Börner	Trisport Schwerin	00:56:02	386	00:32:28	135	00:40:27	163	00:45:52	143	00:49:24	144	03:44:13
166	Søs Hæstrup		00:51:01	184	00:36:24	325	00:40:31	165	00:46:02	147	00:50:48	184	03:44:46
167	Christine Bodilsen	Team New Balance	00:50:33	167	00:34:05	204	00:41:05	181	00:48:02	195	00:51:03	191	03:44:48
168	Pernille Guldager Knudsen		00:52:29	235	00:32:09	124	00:38:33	91	00:54:26	446	00:47:13	80	03:44:50
169	Emilie Steensen Blicher		00:50:20	165	00:32:36	138	00:41:34	198	00:48:16	197	00:52:10	226	03:44:56
170	Tina Lund	Campus Bornholm	00:50:47	179	00:33:16	168	00:41:32	196	00:47:44	186	00:51:45	213	03:45:04
171	Tina Nitsche Ouad		00:51:13	191	00:33:23	174	00:41:27	190	00:47:54	193	00:51:11	196	03:45:08
172	Hanne Mortensen	fjordløberne	00:51:01	183	00:33:21	171	00:41:10	183	00:47:27	179	00:52:13	229	03:45:12
173	Cathrine Buchardt	Syd-øst for paradis 2	00:51:59	210	00:32:40	142	00:41:47	210	00:47:33	182	00:51:40	211	03:45:39
174	Kirsten Sode Højland		00:50:09	163	00:34:52	249	00:42:13	226	00:48:35	210	00:49:58	156	03:45:47
175	Ulla Engell		00:52:27	234	00:33:12	163	00:41:51	213	00:47:11	176	00:51:12	197	03:45:53
176	Helle Marie Andersen	Aarhus 1900	00:50:43	176	00:34:50	247	00:41:34	199	00:48:50	220	00:49:59	158	03:45:56
177	Miriam Kofod Rasmussen		00:51:58	209	00:33:28	177	00:41:23	188	00:47:47	188	00:52:03	222	03:46:39
178	Maria Buchmann Frederiksen	Team Svanemøllen	00:50:59	182	00:32:51	151	00:42:13	227	00:49:32	251	00:51:04	193	03:46:39

HEIKE GRÜNOW fra Tyskland rammer målstregen i Almindingen i tiden 36:26 for de 7,8 km.

FOTO: KENNETH JENSEN

FREDENSBORGLØBET 2016

16. MAJ 2016 KLOKKEN 10.00

Slut pinsen af med et hyggeligt motionsløb. Løbet afvikles ved og omkring Hotel Fredensborg og Galløkken i Rønne syd. Underlaget er varieret, men mest asfalt. Ruterne er flade. Både voksen og børneløb - 5 og 2,5 km.

www.viking-atletik.dk

KVINDER, DER HAR FULDFØRT ALLE 22 ÅR / WOMEN COMPLETED ALL 22 YEARS

	NAVN	1994	1995	1996	1997	1998	1999	2000	2001	2002	2003	2004	2005	2006
1	Annette R. Petersen, Rønne	3:33:16	3:21:43	3:10:28	3:12:35	3:07:53	3:05:02	3:02:10	3:04:37	3:09:09	3:05:50	3:07:14	3:07:44	3:12:38
2	Helle Vibeke Buus, ØB	3:26:24	3:13:35	3:06:14	3:11:35	3:09:47	3:14:04	3:12:25	3:22:44	3:14:24	3:29:45	3:20:05	3:25:45	3:32:33
3	Lotte Kraeutler, IK Olympia	3:53:46	4:04:29	3:45:39	3:35:26	3:33:36	3:43:47	3:40:18	3:52:14	3:46:13	3:59:39	3:48:18	3:50:03	4:01:01
4	Lisbeth Lind, ASG	3:26:27	3:24:52	3:30:54	3:41:41	3:32:45	3:40:04	3:49:50	3:53:03	3:48:03	3:56:40	4:19:12	4:07:53	4:18:31
5	Irene Knudsen, Viking Atletik	3:38:26	3:34:01	3:32:17	3:35:27	3:33:59	3:44:19	3:49:34	3:45:01	3:51:01	3:59:24	4:02:16	4:01:12	4:24:16
6	Ingefred Svensson, Nyvest	3:44:49	3:49:45	3:35:29	3:41:28	3:42:43	3:57:02	3:53:28	4:07:01	3:58:55	4:03:09	4:08:00	4:08:04	4:20:18
7	Kirsten Grønbech, Viking Atletik	3:33:06	3:26:04	3:23:47	4:05:07	3:51:12	4:20:29	4:05:48	4:32:00	4:35:20	4:55:48	4:56:19	4:57:20	4:57:57

NR.	NAVN	KLUB	1. ETAPE / PLAC.		2. ETAPE / PLAC.		3. ETAPE / PLAC.		4. ETAPE / PLAC.		5. ETAPE / PLAC.		SAMLET
179	Charlotte Schmidt	Schmidt family	00:50:36	168	00:34:24	224	00:41:37	202	00:49:25	247	00:50:50	186	03:46:52
180	Heidi Køhlert	Fugato hold 3	00:50:39	170	00:34:32	234	00:42:45	256	00:47:47	189	00:51:17	202	03:47:00
181	Linda Nyboe	Novo Gruppens Løbeklub	00:52:03	213	00:33:30	179	00:41:44	207	00:47:58	194	00:51:48	215	03:47:03
182	Julie Weile		00:51:44	204	00:33:47	191	00:41:52	214	00:49:00	234	00:50:41	178	03:47:04
183	Marie-Louise Larsen		00:51:04	186	00:32:48	145	00:41:42	206	00:49:11	242	00:52:24	237	03:47:09
184	Lis Sørensen		00:51:07	188	00:33:42	186	00:41:58	218	00:48:54	223	00:52:02	221	03:47:43
185	Pernilla Andersson		00:53:18	263	00:34:05	203	00:41:42	205	00:48:21	202	00:50:46	180	03:48:12
186	Viki Madsen	Østkraft	00:51:07	187	00:34:20	222	00:42:39	245	00:47:48	190	00:52:28	245	03:48:22
187	Caroline Sofie Poulsen		00:51:28	198	00:34:28	228	00:42:03	222	00:48:47	219	00:51:36	209	03:48:22
188	Maria Rosenberg Kirkegaard		00:52:18	229	00:36:03	303	00:42:14	229	00:46:55	169	00:50:53	188	03:48:23
189	Annabelle Forsmark		00:50:17	164	00:33:38	182	00:41:42	204	00:51:38	338	00:51:17	203	03:48:32
190	Anne Marie Lund Kofoed	Rønne Revision	00:52:11	222	00:34:06	205	00:42:32	238	00:47:39	185	00:52:10	227	03:48:38
191	Jennifer Harvey		00:52:01	211	00:35:06	260	00:41:49	212	00:48:47	218	00:50:56	189	03:48:39
192	Majken Eskelund		00:52:52	245	00:34:01	197	00:41:53	215	00:48:20	200	00:51:38	210	03:48:44
193	Conny Lustrup		00:52:11	223	00:33:46	190	00:41:27	191	00:48:45	216	00:52:41	252	03:48:50
194	Anette Moberg		00:52:53	247	00:33:49	192	00:43:14	276	00:48:19	199	00:50:38	177	03:48:53
195	Katarina Hintze	HSV 04 Falkensee	00:53:28	269	00:33:32	181	00:41:37	201	00:48:23	203	00:52:07	225	03:49:07
196	Heidi Larsen	ØIF	00:52:27	233	00:34:42	242	00:42:18	230	00:48:35	211	00:51:19	204	03:49:21
197	Alice Jessie Clark	Svaneke Bryghus	00:52:04	216	00:34:13	215	00:42:18	231	00:48:25	205	00:52:24	238	03:49:24
198	Mie Kjær Genet		00:53:37	283	00:33:07	160	00:41:32	195	00:48:46	217	00:52:28	243	03:49:30
199	Camilla Pedersen	Coop Bornholm 1	00:52:12	224	00:34:27	227	00:42:27	234	00:48:42	214	00:51:52	216	03:49:40
200	Camilla Nexø Hansen		00:55:41	365	00:35:01	256	00:41:18	186	00:48:30	208	00:49:22	140	03:49:52
201	Silke Selvig		00:52:09	220	00:34:27	226	00:42:42	252	00:48:09	196	00:52:25	240	03:49:52
202	Bente Sørensen	Viking Atletik 5	00:52:32	236	00:32:51	152	00:42:42	251	00:49:36	255	00:52:17	232	03:49:58
203	Sara Spangsberg		00:53:34	277	00:33:59	194	00:43:19	284	00:47:54	192	00:51:15	200	03:50:01
204	Mette Christiansen	Aalborg Øst Road Runners Club	00:51:11	190	00:34:32	235	00:42:13	228	00:49:08	239	00:52:59	263	03:50:03
205	Maria Haugaard	Svaneke Bryghus	00:52:53	248	00:34:32	233	00:42:02	220	00:48:27	206	00:52:19	234	03:50:13
206	Mie Holm		00:53:09	260	00:34:14	217	00:42:31	237	00:48:19	198	00:52:04	223	03:50:17
207	Cecillie Von Bülow	Svaneke Bryghus	00:52:46	242	00:34:34	237	00:42:43	254	00:48:21	201	00:51:53	217	03:50:17
208	Sophie Ebert	Team Leipzig 2	00:53:38	284	00:34:10	209	00:42:12	225	00:48:32	209	00:51:47	214	03:50:19
209	Katja Mørkhøj Hansen	Pedersker IF	00:53:47	291	00:34:13	214	00:42:10	224	00:48:59	230	00:51:14	198	03:50:23
210	Signe Severinsen		00:52:51	244	00:34:03	200	00:42:40	247	00:47:44	187	00:53:15	276	03:50:33
211	Tanja Sunekær	Forsvarets Para-Idræt	00:52:37	237	00:34:43	243	00:41:11	184	00:49:17	245	00:52:53	259	03:50:41
212	Helen Herlet	Bagsværd Atletik Club	00:51:25	194	00:35:29	277	00:42:48	260	00:49:37	257	00:51:27	205	03:50:46
213	Kirstine Foldager		00:52:17	227	00:35:41	288	00:42:42	253	00:48:56	226	00:51:31	208	03:51:07
214	Rikke Holm Larsen	iGenlyd	00:50:48	180	00:34:18	220	00:43:16	279	00:48:30	207	00:54:17	325	03:51:09
215	Freja K. Madsen	Herlevløberne	00:53:22	266	00:34:00	196	00:42:40	248	00:48:44	215	00:52:39	251	03:51:25
216	Fie Lind-Holm		00:51:27	196	00:34:16	219	00:42:37	243	00:49:13	243	00:53:57	304	03:51:30
217	Anne Broksø	Blovstrød løverne	00:53:09	259	00:33:42	185	00:44:17	322	00:49:54	270	00:50:28	172	03:51:30
218	Marianne Kirkovics Dyrbye	Roskilde Motion	00:51:48	206	00:33:40	183	00:43:14	277	00:49:53	267	00:53:09	269	03:51:44
219	Kirsten Batz	Færgen	00:52:22	231	00:34:37	240	00:42:56	266	00:49:02	235	00:52:47	256	03:51:44
220	Linda Hammersholt Petersen		00:51:34	201	00:33:42	184	00:43:00	269	00:50:04	278	00:53:28	283	03:51:48
221	Monica Svensson	Friskis och svettis Helsingborg	00:52:59	251	00:34:29	231	00:42:36	241	00:48:52	221	00:53:02	265	03:51:58
222	Regina Johnson		00:53:03	257	00:34:48	245	00:42:50	263	00:48:42	213	00:53:01	264	03:52:24
223	Camilla Hellström	Ryssbergets IK	00:52:05	217	00:35:36	280	00:43:31	293	00:49:00	233	00:52:12	228	03:52:24
224	Tine Nygaard	Stevns løbeklub	00:52:54	249	00:35:28	276	00:43:16	281	00:47:52	191	00:53:06	268	03:52:36
225	Laura Sylvest Johannesen		00:53:17	262	00:34:57	252	00:41:54	216	00:49:07	237	00:53:21	279	03:52:36
226	Liz Langfeldt	Århus 1900	00:54:14	308	00:34:10	210	00:42:41	250	00:49:14	244	00:52:35	248	03:52:54
227	Helle Alstrup Kristensen	Alstrup-Løberne	00:52:14	226	00:35:54	295	00:43:18	283	00:49:10	241	00:52:28	244	03:53:04
228	Hege Skamfer		01:03:50	652	00:28:36	38	00:52:12	684	00:41:28	49	00:47:25	83	03:53:31
229	Anne-Marie Salby	AAIG Aabenraa	00:53:33	274	00:35:56	297	00:42:21	233	00:49:07	238	00:52:54	260	03:53:51
230	Lena Asplund	Runacademy	00:51:57	208	00:34:59	254	00:44:49	348	00:50:18	287	00:51:54	219	03:53:57
231	Ditte Møller Olsen		00:53:35	280	00:35:21	271	00:42:53	265	00:49:06	236	00:53:05	266	03:54:00
232	Cecilie Holm Haagensen	Superbrugsen Klemensker	00:54:32	318	00:34:40	241	00:42:40	246	00:48:57	227	00:53:14	275	03:54:03
233	Mette Guldbrand Enghild		00:53:44	290	00:35:09	263	00:42:27	235	00:50:51	305	00:51:54	218	03:54:05
234	Rikke Kure Enghild		00:53:44	289	00:35:08	262	00:42:28	236	00:50:51	306	00:51:55	220	03:54:06
235	Laura Schou		00:53:22	264	00:34:52	248	00:42:45	257	00:49:00	231	00:54:11	319	03:54:10
236	Bettina Kaas Hansen		00:52:53	246	00:34:12	213	00:43:49	306	00:49:57	274	00:53:40	291	03:54:31
237	Nina Johansen	Multipower Sportsman	00:52:47	243	00:34:58	253	00:43:16	280	00:49:45	262	00:53:47	294	03:54:33
238	Lene Hansen	Roskilde Motion	00:54:35	319	00:35:42	289	00:42:46	258	00:48:24	204	00:53:06	267	03:54:33
239	Heidi Muxoll Engvej	VEPI	00:53:41	286	00:35:35	279	00:43:20	286	00:49:47	264	00:52:14	231	03:54:37
240	Line Hansen Line Hansen	Personlig træner	00:53:22	265	00:34:04	202	00:43:02	270	00:50:28	291	00:53:42	293	03:54:38



JANNE EKSTRØM LARSEN ser ud til at hylde det gode slogan 'it's not about miles, it's about smiles'.

FOTO: KENNETH JENSEN

BETTINA KAAS HANSEN 'vil i mål' på 3. etape i Almindingen, som hun løb i 43:49. .

FOTO: KENNETH JENSEN

2007	2008	2009	2010	2011	2012	2013	2014	2015	TOTAL
3:04:49	3:12:08	3:09:23	3:18:16	3:15:15	3:14:09	3:18:39	3:24:10	3:28:16	70:45:24
3:27:07	3:26:22	3:53:55	3:29:22	3:34:51	3:39:37	3:37:14	3:47:00	3:38:13	75:33:01
4:08:11	4:13:53	4:19:33	4:18:45	4:15:39	5:27:23	4:31:21	4:07:05	4:06:04	89:02:23
4:14:11	4:11:25	4:17:38	4:16:46	4:32:52	4:49:19	4:36:19	4:54:04	4:55:34	90:18:03
4:06:47	4:17:13	6:46:57	4:22:48	4:25:10	4:32:04	4:35:23	4:43:31	4:45:28	92:06:34
4:10:48	4:21:21	4:22:25	4:32:22	4:41:33	4:47:25	4:55:53	4:41:39	4:57:51	92:41:28
4:33:14	4:45:17	4:53:29	4:55:36	5:11:33	5:16:39	5:52:04	6:25:15	6:02:29	103:35:53

GULDSPONSOR
Fugato

Fugato A/S

NR.	NAVN	KLUB	1. ETAPE / PLAC.	2. ETAPE / PLAC.	3. ETAPE / PLAC.	4. ETAPE / PLAC.	5. ETAPE / PLAC.	SAMLET
241	Mette Hesselberg		00:52:45 241	00:35:20 270	00:43:59 309	00:49:39 259	00:52:59 262	03:54:42
242	Charlotte Moberg Kristensen		00:54:12 304	00:35:24 273	00:43:47 304	00:48:59 229	00:52:20 235	03:54:42
243	Inge Tarp		00:53:51 294	00:34:49 246	00:43:27 290	00:50:13 283	00:52:30 246	03:54:50
244	Thea-Louise Schober	AimHigh - woman	00:52:04 215	00:35:29 278	00:44:31 331	00:50:16 286	00:52:32 247	03:54:52
245	Heidi Linna		00:51:37 202	00:34:04 201	00:42:57 268	00:51:48 344	00:54:37 336	03:55:03
246	Merete Roulund Marquardsen	Fugato hold 1	00:51:45 205	00:34:36 239	00:41:28 193	00:49:53 268	00:57:22 440	03:55:04
247	Lene Bille Høst	Cobham Satcom	00:52:45 240	00:35:13 268	00:42:37 242	00:50:06 279	00:54:24 329	03:55:05
248	Charlotte Kjær		00:54:05 298	00:34:15 218	00:43:24 287	00:49:44 261	00:53:38 289	03:55:06
249	Maria Jørgensen		00:53:39 285	00:35:07 261	00:43:36 296	00:49:35 254	00:53:13 271	03:55:10
250	Vivi Kjærsgaard	Fugato hold 2	00:53:01 252	00:37:11 372	00:43:12 275	00:49:28 248	00:52:27 242	03:55:19
251	Lisbeth Schmidt	Schmidt family	00:53:29 271	00:35:05 258	00:43:36 297	00:49:55 272	00:53:15 277	03:55:20
252	Else-Marie Johansen		00:54:30 316	00:34:29 232	00:43:15 278	00:50:13 282	00:53:13 272	03:55:40
253	Lotte Jensen	Herlevløberne 1	00:53:33 275	00:35:49 293	00:43:07 273	00:49:54 269	00:53:29 284	03:55:52
254	Lene Ekhart Storm	Fugato hold 2	00:54:21 313	00:35:11 264	00:43:38 299	00:49:34 253	00:53:13 273	03:55:57
255	Carina Rosendahl Jeppesen	Korsør atletik & motion	00:52:23 232	00:34:46 244	00:43:31 294	00:50:01 276	00:55:31 376	03:56:12
256	Anne Sandberg		00:54:21 312	00:35:14 269	00:43:44 302	00:49:40 260	00:53:14 274	03:56:13
257	Susan Elholm	A-team	00:53:34 278	00:34:56 251	00:44:20 323	00:49:46 263	00:54:00 308	03:56:36
258	Sofie Starbæk		00:53:48 292	00:36:36 340	00:43:06 271	00:49:49 265	00:53:29 285	03:56:48
259	Elena Semenishina		00:54:20 311	00:34:34 236	00:43:28 292	00:50:28 290	00:54:03 309	03:56:53
260	Erica Svendsen		00:53:01 253	00:36:26 327	00:44:24 328	00:50:47 301	00:52:22 236	03:57:00
261	Diana F Lund	-	00:53:35 279	00:35:42 290	00:44:01 310	00:50:25 289	00:53:27 282	03:57:10
262	Simone Sinding	Sindingrunning	00:54:47 327	00:34:28 229	00:44:13 317	00:49:32 252	00:54:13 320	03:57:13
263	Maj-Britt Eriksson	Snik	00:52:08 219	00:34:55 250	00:44:52 349	00:51:01 315	00:54:20 326	03:57:16
264	Lotten Bergmark		00:53:37 282	00:35:39 284	00:43:09 274	00:50:56 310	00:53:58 305	03:57:19
265	Mette Ibsen		00:55:00 336	00:34:07 207	00:42:47 259	00:48:54 224	00:56:36 417	03:57:24
266	Christine Hansen	Onsdagssneglene	00:54:23 315	00:34:14 216	00:45:21 382	00:49:37 256	00:53:57 302	03:57:32
267	Linda Thullesen	Roskilde Motion & CHALK	00:53:34 276	00:34:23 223	00:43:27 291	00:52:13 358	00:53:58 307	03:57:35
268	Lisbeth Halvorsen		00:54:48 328	00:35:22 272	00:43:44 303	00:50:15 285	00:53:33 288	03:57:42
269	Hanne Nisbeth	Fugato hold 3	00:53:09 258	00:36:11 313	00:44:05 312	00:50:11 281	00:54:14 322	03:57:50
270	Lena Birkegaard	Aarhus 1900 AM	00:55:14 347	00:34:36 238	00:44:55 354	00:49:55 271	00:53:31 286	03:58:11
271	Helle Møller Olsen	SÅN	00:54:14 307	00:36:06 307	00:43:49 305	00:49:59 275	00:54:04 311	03:58:12
272	Berit Lindholdt-Lauridsen		00:53:29 270	00:37:20 382	00:43:19 285	00:50:10 280	00:54:05 312	03:58:23
273	Nicoline Broholt		00:56:08 390	00:35:37 283	00:42:48 261	00:49:39 258	00:54:24 328	03:58:36
274	Lis Grønqvist		00:53:03 255	00:36:40 345	00:44:21 326	00:50:41 297	00:53:54 300	03:58:39
275	Susanne Svensson	Guldborgsundløberne	00:53:49 293	00:35:12 265	00:44:53 352	00:50:57 311	00:53:51 298	03:58:42
276	Freja Nielsen	Nielsen & Co	00:54:19 310	00:36:28 329	00:43:38 300	00:50:55 308	00:53:26 281	03:58:46
277	Anne Tode		00:56:02 387	00:35:05 259	00:43:59 308	00:50:22 288	00:53:33 287	03:59:01
278	Lene Blem Dahl	Espersen	00:55:13 344	00:35:56 298	00:44:02 311	00:49:56 273	00:53:58 306	03:59:05
279	Gitte Kofoed		00:53:02 254	00:35:27 275	00:43:35 295	00:51:17 327	00:55:46 385	03:59:07
280	Hanne Kruse Olsen	Brørup Løbeklub	00:54:44 325	00:35:25 274	00:44:15 319	00:49:51 266	00:54:59 352	03:59:14
281	Lisbeth Dam	Viking Atletik 6	00:54:21 314	00:35:44 292	00:44:44 344	00:50:45 299	00:53:40 290	03:59:14
282	Mikala Josefine Poulsen		00:52:57 250	00:34:29 230	00:45:08 365	00:51:40 340	00:55:10 356	03:59:24
283	Baiba Hedegaard Hansen		00:54:13 306	00:35:36 281	00:44:14 318	00:50:45 300	00:54:37 337	03:59:25
284	Anne Vitger		00:55:50 377	00:37:12 375	00:43:17 282	00:49:28 249	00:53:41 292	03:59:28
285	Rikke Søndergaard	Blovsterød løverne	00:54:02 297	00:36:33 336	00:44:28 330	00:50:58 313	00:54:03 310	04:00:04
286	Karin Larsen		00:54:08 300	00:36:38 342	00:44:39 337	00:50:04 277	00:55:03 355	04:00:32
287	Leonora Johnson		00:55:27 360	00:35:36 282	00:44:41 340	00:51:05 319	00:54:06 313	04:00:55
288	Julie Ulrik	Trilltræning	00:53:16 261	00:37:57 418	00:43:36 298	00:51:23 329	00:54:54 350	04:01:06
289	Jette Eskildsen		00:55:44 370	00:36:20 320	00:45:21 381	00:51:10 321	00:52:39 250	04:01:14
290	Susan Lindenskov		00:54:37 321	00:36:25 326	00:45:24 385	00:50:36 294	00:54:36 335	04:01:38
291	Kirsten Krogsgaard Olesen		00:55:14 346	00:36:22 322	00:44:20 324	00:51:12 324	00:54:31 333	04:01:39
292	Lene Bloch	Danhostel Bornholm	00:55:26 358	00:36:46 352	00:44:35 335	00:50:49 303	00:54:13 321	04:01:49
293	Charlotte Bjørnhof	Nyvest	00:55:16 349	00:37:04 366	00:44:33 333	00:51:00 314	00:54:08 314	04:02:01
294	Hanne Riis		00:53:33 273	00:36:05 306	00:45:26 386	00:52:40 377	00:54:42 341	04:02:26
295	Mette Sørensen		00:56:12 393	00:35:54 296	00:45:30 388	00:51:07 320	00:53:55 301	04:02:38
296	Bente Dam Gornitzka	Allinge	00:55:18 351	00:36:08 309	00:45:12 370	00:51:20 328	00:54:45 342	04:02:43
297	Nanna Renée Jensen	Færgen	00:54:40 323	00:36:44 349	00:44:42 342	00:51:38 337	00:55:00 353	04:02:44
298	Nina Madsen	Allerød Atletik og Motion	00:54:10 301	00:36:33 335	00:42:56 267	00:51:02 316	00:58:13 466	04:02:54
299	Stine Bangsgaard Hansen		00:55:41 368	00:35:13 266	00:45:17 376	00:51:11 323	00:55:38 382	04:03:00
300	Ane Nordow		00:55:21 354	00:36:36 339	00:45:13 371	00:50:58 312	00:54:53 349	04:03:01
301	Pernille Rix		00:54:58 334	00:37:04 367	00:45:57 416	00:50:38 295	00:54:40 338	04:03:17
302	Marie Albrecht		00:56:31 411	00:36:43 348	00:45:12 369	00:50:40 296	00:54:27 331	04:03:33
303	Charlotte Hornemann	Dalbyløberne	00:56:27 408	00:36:05 305	00:44:42 341	00:51:54 348	00:54:40 339	04:03:48
304	Lene Hermansen		00:54:51 330	00:36:16 315	00:45:02 358	00:52:59 395	00:54:51 348	04:03:59
305	Tina Lindekilde Thomsen	Team Søhus	00:55:55 382	00:34:12 212	00:45:50 411	00:52:30 370	00:55:38 381	04:04:05
306	Lisbeth Lien		00:55:42 369	00:36:50 359	00:45:12 368	00:52:45 383	00:53:50 296	04:04:19
307	Lisa Nicolai	HSV04Falkensee	00:54:36 320	00:36:31 330	00:45:19 378	00:52:22 362	00:55:36 379	04:04:24
308	Pernille Folkmann	Fredensborgak	00:55:37 363	00:37:05 368	00:45:06 362	00:52:45 382	00:53:53 299	04:04:26
309	Nina Blem Bidstrup	Bornholms Hospital hold 2	00:53:55 296	00:36:48 356	00:45:16 374	00:52:03 352	00:56:26 409	04:04:28
310	Liv Tone Lyngstad Nilsen	Multipower Sportsman	00:54:10 302	00:37:46 409	00:46:38 452	00:51:29 331	00:54:30 332	04:04:33
311	Merete Mortensen	ØB-Atletik	00:56:24 403	00:36:40 343	00:44:52 351	00:51:54 349	00:54:51 344	04:04:41
312	Marie Stapris		00:56:09 392	00:36:22 321	00:44:40 339	00:52:50 386	00:54:42 340	04:04:43
313	Fie Moore-Kofod	Østkraft	00:55:01 337	00:38:13 431	00:45:18 377	00:50:48 302	00:55:24 370	04:04:44
314	Silke Löbner	DLC Aachen	00:54:31 317	00:36:15 314	00:46:14 428	00:52:25 365	00:55:23 368	04:04:48
315	Hanne Madsen		00:55:24 356	00:37:07 369	00:45:03 359	00:52:58 393	00:54:20 327	04:04:52
316	Dorte Ankjær Madsen	Harlev IK løb og motion	00:54:47 326	00:36:11 312	00:46:16 431	00:51:42 341	00:56:03 391	04:04:59
317	Katrine Nygaard		00:55:08 341	00:36:47 354	00:44:07 314	00:53:32 411	00:55:26 372	04:05:00
318	Janni Rynkebjerg	lejre tømreren	00:56:33 414	00:35:39 285	00:45:22 384	00:51:44 342	00:55:46 386	04:05:04

KATRINE JENSEN lige efter starten af 3. etape. lige inden løbet for alvor rammer skoven.

FOTO: KENNETH JENSEN

CHRISTINA SKOU fra Svaneke og Øst for Paradis sluttede på en samlet 27. plads i tiden 03:07:04. Det rakte til en 5. plads i aldersgruppen 40-44.

FOTO: KENNETH JENSEN

NR.	NAVN	KLUB	1. ETAPE / PLAC.		2. ETAPE / PLAC.		3. ETAPE / PLAC.		4. ETAPE / PLAC.		5. ETAPE / PLAC.		SAMLET
319	Cathie Westh	CWesth	00:56:22	401	00:35:52	294	00:45:05	360	00:52:05	354	00:55:42	384	04:05:06
320	Veronika Zachariasen	Viking Atletik 6	00:52:41	239	00:39:04	473	00:44:58	355	00:52:21	361	00:56:08	399	04:05:12
321	Maria Marstrand		00:55:40	364	00:36:19	317	00:44:44	343	00:51:34	334	00:56:58	429	04:05:15
322	Anna Olsson		00:54:53	331	00:36:00	299	00:44:47	346	00:51:17	326	00:58:21	470	04:05:18
323	Anne Falkesgaard Hansen	Odont	00:57:27	457	00:36:10	311	00:45:07	363	00:50:49	304	00:55:50	387	04:05:23
324	Kristine Frederiksen		00:55:04	340	00:37:24	388	00:46:09	426	00:50:44	298	00:56:08	400	04:05:29
325	Mareike Wendt	SG Stern	00:54:19	309	00:39:02	472	00:46:21	434	00:51:39	339	00:54:10	315	04:05:31
326	Katrine Elisabeth Olsen	Aimhigh	00:58:29	498	00:36:23	324	00:44:48	347	00:50:35	293	00:55:19	365	04:05:34
327	Emma Liv Koefoed	Privat	00:56:38	418	00:36:35	337	00:44:16	320	00:52:55	389	00:55:12	362	04:05:36
328	Monica Johansen Strand	Multipower Sportsman	00:57:23	454	00:36:31	331	00:46:24	435	00:51:10	322	00:54:15	324	04:05:43
329	Lone Nielsen		00:52:38	238	00:35:02	257	00:43:24	288	00:49:09	240	01:05:31	683	04:05:44
330	Lotte Waldorf	HSOK	00:56:35	415	00:37:08	370	00:46:37	450	00:53:15	402	00:52:14	230	04:05:49
331	Cecilie Bonde Wriedt		00:56:04	388	00:36:05	304	00:44:53	353	00:52:44	379	00:56:11	403	04:05:57
332	Lotte Kraeutler		00:55:45	373	00:36:23	323	00:45:21	383	00:52:27	366	00:56:08	401	04:06:04
333	Anja Bach-Jensen		00:55:53	379	00:36:50	357	00:45:21	380	00:52:01	351	00:56:01	390	04:06:06
334	Kirsten Munch	Rønne	00:55:14	345	00:36:07	308	00:45:43	404	00:52:44	381	00:56:23	406	04:06:11
335	Lene Lissau		00:55:37	362	00:36:20	319	00:45:19	379	00:53:51	428	00:55:10	360	04:06:17
336	Dorthe Sørensen	Bornholms Brand	00:55:17	350	00:37:24	389	00:46:06	421	00:52:24	364	00:55:21	367	04:06:32
337	Jette Svendsen		00:55:52	378	00:36:40	344	00:45:50	410	00:51:49	345	00:56:22	405	04:06:33
338	Emma Sonne Dam		00:57:49	473	00:37:29	391	00:44:16	321	00:51:25	330	00:55:42	383	04:06:41
339	Charlotte Riemandsgaard Warming-Rasmussen		00:58:28	497	00:37:32	396	00:45:01	356	00:50:53	307	00:54:51	345	04:06:45
340	Sørine Lundberg		00:55:44	371	00:36:38	341	00:44:45	345	00:52:20	360	00:57:19	438	04:06:46
341	Helle Dirks	Viborg AM 2	00:55:46	374	00:36:44	351	00:45:55	413	00:53:12	400	00:55:34	378	04:07:11
342	Birgitte Grundfør		00:56:55	433	00:36:27	328	00:45:27	387	00:52:20	359	00:56:07	397	04:07:16
343	Dorthe Brink	Coop Bornholm 3	00:55:35	361	00:37:11	373	00:45:46	405	00:52:49	385	00:56:04	392	04:07:25
344	Lisa Hansen	Kolding Motion	00:55:55	381	00:38:24	442	00:45:48	407	00:52:27	367	00:54:56	351	04:07:30
345	Ulla Sørensen	NBP	00:57:02	440	00:37:31	395	00:45:58	417	00:51:35	335	00:55:25	371	04:07:31
346	Pernille Broholt		00:56:27	407	00:37:11	371	00:45:32	392	00:52:58	394	00:55:27	373	04:07:35
347	Louise Hindsø	Færgen	00:58:07	484	00:36:54	361	00:45:09	366	00:52:08	356	00:55:20	366	04:07:38
348	Kathrine Felland Gunnløgsson	A-Team	00:56:08	391	00:37:23	387	00:45:31	391	00:53:50	427	00:54:46	343	04:07:38
349	Mari-Anne Gustavfson	FG Consult	00:56:32	413	00:36:51	360	00:46:01	419	00:51:46	343	00:56:30	414	04:07:40
350	Camilla Kuhre Rasmussen		00:54:41	324	00:37:44	406	00:45:05	361	00:53:48	424	00:56:24	407	04:07:42
351	Jeanette Nørgaard	Trinord	00:56:52	432	00:37:21	384	00:45:35	395	00:51:15	325	00:56:41	421	04:07:44
352	Kristina If Hansen	Maersk IF	00:57:45	467	00:37:20	383	00:45:59	418	00:51:52	347	00:55:01	354	04:07:57
353	Britta Nylin	Vejen løbemotion	00:57:12	448	00:36:36	338	00:45:39	400	00:53:07	398	00:55:24	369	04:07:58
354	Laila Orloff		00:55:25	357	00:37:43	405	00:45:49	408	00:52:57	392	00:56:05	394	04:07:59
355	Kathrine Elleby	HOLD FAST	01:05:45	695	00:30:43	72	01:00:58	809	00:42:56	66	00:47:42	86	04:08:04
356	Mia Nordow		00:56:39	419	00:36:50	358	00:47:38	503	00:51:37	336	00:55:32	377	04:08:16
357	Katrine Larsen	Sparta 5	00:56:17	398	00:37:17	380	00:46:46	461	00:52:10	357	00:55:54	388	04:08:24
358	Maj Britt Lindorff	Fugato	00:56:25	405	00:37:22	385	00:45:55	414	00:51:49	346	00:56:56	427	04:08:27
359	Nanna Bøjesen Petersen		00:55:27	359	00:37:22	386	00:44:34	334	00:53:34	413	00:57:37	444	04:08:34
360	Susanne Knudsen	Blovstrød Løverne	00:55:10	342	00:36:55	362	00:46:31	443	00:52:53	388	00:57:11	435	04:08:40
361	Helle Vilholm		00:56:49	430	00:36:32	334	00:46:06	423	00:52:43	378	00:56:34	416	04:08:44
362	Herdis Møller		00:56:06	389	00:36:41	346	00:46:33	447	00:53:09	399	00:56:28	411	04:08:57
363	Ellen Bernhardtson		00:56:42	422	00:37:38	401	00:46:54	468	00:52:30	371	00:55:37	380	04:09:21
364	Pernille Bartnik Larsen		00:54:57	333	00:37:33	397	00:46:31	444	00:54:00	432	00:56:24	408	04:09:25
365	Charlotte Bülow Evers	Evers Entreprise ApS	00:55:16	348	00:36:03	302	00:46:16	430	00:54:51	462	00:57:03	431	04:09:29
366	Linda Mogensen	Østkraft	00:58:31	499	00:36:47	353	00:45:43	403	00:52:36	375	00:55:56	389	04:09:33
367	Lise Schandorff Christensen		00:57:10	446	00:36:41	347	00:46:04	420	00:53:47	423	00:56:05	395	04:09:47
368	Vibeke Juhl	Atletica Horsens	00:56:19	400	00:37:14	377	00:45:56	415	00:54:16	440	00:56:05	396	04:09:50
369	Laura Waldorf	HSOK	00:57:42	463	00:38:30	446	00:46:57	473	00:51:31	332	00:55:10	359	04:09:50
370	Charlotte Falk-Sørensen	Blovstrød Løverne	00:56:26	406	00:37:47	410	00:46:34	449	00:52:35	374	00:56:33	415	04:09:55
371	Frieda Linn Torgersen		00:56:43	425	00:38:05	423	00:45:38	399	00:52:56	390	00:56:51	426	04:10:13
372	Verónica Ellitsgaard	Ellitsgaards-Plastikkirurgi	00:56:17	396	00:37:01	365	00:46:31	442	00:53:14	401	00:57:11	436	04:10:14
373	Maja Lorenzen	Gram Gymnastik og Idrætsforening	00:55:47	376	00:37:46	408	00:46:07	424	00:53:40	417	00:56:59	430	04:10:19
374	Didde Marie Møller Hansen		00:56:55	434	00:38:12	429	00:45:07	364	00:52:33	372	00:57:45	452	04:10:32
375	Katrine Hilleke		00:58:51	505	00:37:44	407	00:45:17	375	00:50:56	309	00:57:44	450	04:10:32
376	Fie Julie Blum		00:56:45	427	00:37:55	416	00:46:55	470	00:53:18	406	00:56:10	402	04:11:03
377	Tove Abildgaard	Holbæk LMK	00:56:36	416	00:41:41	589	00:45:36	398	00:52:00	350	00:55:10	357	04:11:03
378	Susanne Hangaard	Solrød A M	00:55:53	380	00:37:58	419	00:46:16	432	00:54:21	443	00:56:37	418	04:11:05
379	Hanne Riis	ØB-Atletik	00:56:30	410	00:38:03	421	00:46:40	456	00:53:23	408	00:56:30	413	04:11:06
380	Marianne Greve		00:58:17	490	00:37:29	393	00:46:07	425	00:52:44	380	00:56:46	423	04:11:23
381	Pia Barner Neve		00:57:05	442	00:36:17	316	00:46:33	446	00:53:39	415	00:57:53	457	04:11:27
382	Ulrika Karlsson		00:58:13	487	00:37:26	390	00:46:06	422	00:52:06	355	00:57:43	449	04:11:34
383	Anna Lund		00:56:16	395	00:38:03	422	00:46:59	474	00:53:18	405	00:57:04	432	04:11:40
384	Nicoline Michaelsen	Coop Bornholm 2	00:57:27	456	00:37:48	411	00:47:08	478	00:52:39	376	00:56:42	422	04:11:44
385	Lissi Skovgaard		00:56:48	428	00:36:32	333	00:46:33	445	00:55:15	477	00:56:40	419	04:11:48
386	Anette Juhl Skov		00:55:55	383	00:38:47	455	00:45:42	402	00:54:10	438	00:57:28	442	04:12:02
387	Alice Pauck Hansen		00:57:21	453	00:37:12	374	00:46:44	459	00:52:23	363	00:58:31	475	04:12:11
388	Elsebeth Futtrup		01:00:23	559	00:37:15	378	00:46:18	433	00:53:07	397	00:55:13	364	04:12:16
389	Maia Tranberg		00:56:58	437	00:36:44	350	00:46:16	429	00:53:26	410	00:58:55	487	04:12:19
390	Maria Vogelsang Petersen		00:57:46	468	00:37:35	399	00:47:31	495	00:54:38	451	00:55:10	358	04:12:40
391	Jette Marker		00:57:46	469	00:37:37	400	00:46:43	458	00:53:42	421	00:57:07	433	04:12:55
392	Jorunn Kjelås	SK Kraft	00:57:12	449	00:36:59	363	00:47:01	475	00:53:42	420	00:58:05	461	04:12:59
393	Vuokko Kokko		00:57:52	474	00:37:49	413	00:46:27	438	00:53:16	403	00:57:39	447	04:13:03
394	Rikke Skjellerup	Jernkusserne	00:56:39	420	00:37:49	414	00:47:27	492	00:53:34	412	00:57:56	458	04:13:25
395	Anne Mette Bang Rasmussen		00:56:14	394	00:39:24	493	00:48:19	547	00:53:26	409	00:56:04	393	04:13:27
396	Kristin Bernhardtson		00:57:47	471	00:38:20	438	00:47:43	508	00:52:29	368	00:57:22	441	04:13:41



ANNA HOLM BAUMEISTER - samlet vinder af Etape Bornholm 2015 - vandt alle etaper og tog sig også af Hammerdysten (en 435 meter bakkesprint på 4. etape).

FOTO: KENNETH JENSEN

IDA LØKKE VALBJØRN brugte 49 minutter rent til 4. etape på Hammerknuden.

FOTO: KENNETH JENSEN

GULDSPONSOR
Sportmaster Rønne

SPORT MASTER
Vild med sport

NR.	NAVN	KLUB	1. ETAPE / PLAC.	2. ETAPE / PLAC.	3. ETAPE / PLAC.	4. ETAPE / PLAC.	5. ETAPE / PLAC.	SAMLET
397	Helena Bay Clausen	Amager Atletik Club	00:55:47 375	00:38:06 424	00:47:47 510	00:55:40 486	00:56:30 412	04:13:50
398	Line Rosenbak		00:56:44 426	00:38:17 435	00:46:40 455	00:53:41 418	00:58:28 474	04:13:50
399	Tina Charlotte Guldberg		00:58:26 496	00:39:14 488	00:46:14 427	00:53:21 407	00:56:41 420	04:13:56
400	Hilde Jacobsson	Sk Kraft	00:57:24 455	00:37:34 398	00:47:08 479	00:53:48 425	00:58:24 473	04:14:18
401	Tanja Lybæk	Fredrikstad IF	00:57:45 466	00:38:09 426	00:46:41 457	00:52:57 391	00:58:48 485	04:14:20
402	Anne Diderich	HSV 04 Falkensee	00:57:28 458	00:36:31 332	00:46:44 460	00:54:06 434	00:59:47 523	04:14:36
403	Trine Nørregaard Rasmussen		00:55:59 384	00:38:52 461	00:46:48 463	00:55:42 487	00:57:50 456	04:15:11
404	Vinnie Hvalsøe	Virkelyst	00:57:34 461	00:37:43 404	00:47:35 499	00:53:43 422	00:58:45 482	04:15:20
405	Anita Kløve Iversen		00:56:51 431	00:38:33 447	00:47:24 491	00:53:42 419	00:59:01 493	04:15:31
406	Annette Vestergaard	Novo Gruppens Løbeklub	00:55:02 339	00:38:08 425	00:48:01 522	00:54:49 461	00:59:36 514	04:15:36
407	Lone Friborg	Viborg AM 2	00:58:07 482	00:38:15 433	00:47:37 500	00:54:00 431	00:57:50 455	04:15:49
408	Mette Mejlby Hansen	Team Hansen	00:57:53 478	00:37:40 402	00:47:15 486	00:54:04 433	00:58:58 490	04:15:50
409	Nanna Vegers	AH76 Herlev hospital	00:57:54 479	00:37:48 412	00:46:49 466	00:55:11 471	00:58:10 464	04:15:52
410	Simone Brøns Juhl	CWesth	00:56:23 402	00:37:16 379	00:44:37 336	00:55:53 495	01:01:49 592	04:15:58
411	Anja Thomsen		00:57:44 465	00:37:20 381	00:47:56 517	00:53:38 414	00:59:26 510	04:16:04
412	Katharina Nitsch	Team Leipzig 2	01:00:02 547	00:38:01 420	00:47:14 484	00:53:17 404	00:57:37 445	04:16:11
413	Rikke Damgaard		00:58:12 486	00:38:22 440	00:48:04 525	00:53:56 429	00:57:39 446	04:16:13
414	Dorte Johansen	Sparta 5	00:58:33 501	00:39:11 482	00:46:56 472	00:53:50 426	00:57:45 451	04:16:15
415	Lise Thurmann		00:58:35 502	00:38:49 457	00:48:03 523	00:54:08 435	00:56:48 425	04:16:23
416	K70 Inge Olsen	H-S-O-K-	00:56:17 399	00:38:50 458	00:48:24 550	00:55:16 478	00:57:45 453	04:16:32
417	Jeanette Nielsen		00:56:28 409	00:38:21 439	00:47:55 514	00:55:05 467	00:59:03 495	04:16:52
418	Trine Koch Jakobsen		00:58:02 481	00:39:14 487	00:46:27 439	00:54:30 449	00:58:44 481	04:16:57
419	Tenna Seratski Flintrup	Østkraft	01:00:56 575	00:38:11 427	00:49:34 586	00:52:45 384	00:55:31 375	04:16:57
420	Gunn Anny Reime	Multipower Sportsman	00:57:52 475	00:38:34 448	00:48:08 533	00:54:27 447	00:58:04 460	04:17:05
421	Lene Jensen	Campus Bornholm	00:56:59 438	00:39:04 475	00:47:41 507	00:55:38 484	00:58:01 459	04:17:23
422	Christina Oure		00:57:33 459	00:38:37 450	00:46:39 454	00:54:52 463	01:00:00 532	04:17:41
423	Susanne Midskard		01:01:16 581	00:38:17 436	00:46:54 469	00:54:14 439	00:57:10 434	04:17:51
424	Marlene Ginsborg		00:58:58 506	00:38:26 444	00:46:56 471	00:54:41 452	00:59:01 494	04:18:02
425	Camilla R. Hansen		01:01:12 580	00:38:52 464	00:47:38 502	00:52:35 373	00:58:13 465	04:18:30
426	Dorte Mogensen		00:58:20 492	00:39:11 483	00:47:30 493	00:55:07 468	00:58:22 471	04:18:30
427	Karin Christensen		00:58:19 491	00:39:07 477	00:47:33 498	00:55:14 474	00:58:22 472	04:18:35
428	Agneta Turesson	Friskis & Svettis Helsingborg	00:58:43 503	00:39:52 514	00:47:06 477	00:54:52 464	00:58:09 463	04:18:42
429	Aase Holm	Sån	00:57:48 472	00:38:11 428	00:47:37 501	00:55:02 466	01:00:20 540	04:18:58
430	Lillian Munk-Christensen	Viking Atletik 7	00:57:43 464	00:39:11 485	00:48:16 544	00:54:08 437	00:59:56 529	04:19:14
431	Erna Jensen		00:58:16 489	00:38:50 459	00:48:12 540	00:54:44 456	00:59:13 503	04:19:15
432	Christiane Larsen		00:57:16 452	00:39:04 474	00:47:59 518	00:55:14 473	00:59:46 522	04:19:19
433	Maria Feldmann		01:06:20 706	00:37:40 403	00:45:33 393	00:53:03 396	00:56:47 424	04:19:23
434	Maarja Möls		00:57:08 444	00:36:03 300	00:46:39 453	00:52:29 369	01:07:10 705	04:19:29
435	Katrine Glaston Stærmose		00:57:53 477	00:39:11 484	00:48:24 549	00:53:39 416	01:00:25 546	04:19:32
436	Ingrid Rasmussen	Team Cro'n (Restaurant Cro'n)	00:57:41 462	00:39:02 471	00:48:00 519	00:56:01 500	00:58:59 491	04:19:43
437	Susanne Pihl	Færgen	00:59:44 532	00:39:09 480	00:48:05 526	00:53:57 430	00:58:52 486	04:19:47
438	Mette Gude		00:59:22 520	00:38:17 434	00:48:32 551	00:54:41 453	00:59:06 497	04:19:58
439	Bente Holm		00:59:04 512	00:38:43 453	00:47:52 513	00:54:48 458	00:59:42 518	04:20:09
440	Katrine Andersen	Team Svanemøllen	00:57:01 439	00:39:51 512	00:49:27 580	00:55:09 469	00:58:47 484	04:20:15
441	Eva Jørgensen	Team EvaJ	00:57:33 460	00:38:41 452	00:48:23 548	00:57:23 541	00:58:16 467	04:20:16
442	Ulla Jørgensen	Aarhus 1900	00:56:17 397	00:38:20 437	00:48:03 524	01:00:15 617	00:57:21 439	04:20:16
443	Bodil Jørgensen	Guldborgsundløberne	00:59:07 514	00:38:37 449	00:48:10 537	00:55:15 476	00:59:10 502	04:20:19
444	Bodil Olsen Fjordløberne		00:59:35 525	00:39:50 511	00:47:49 512	00:54:32 450	00:58:35 476	04:20:21
445	Lone Steen Bech	Team Råhygge	00:56:58 436	00:38:27 445	00:47:43 509	00:55:01 465	01:02:15 604	04:20:24
446	Britt Heyde		01:05:37 690	00:37:00 364	00:45:16 373	00:51:05 318	01:01:27 582	04:20:25
447	Jeanette Kofod		00:59:18 518	00:38:41 451	00:48:09 534	00:54:42 454	00:59:48 526	04:20:38
448	Birgitte Nielsen	ØB	01:06:47 719	00:45:13 680	00:53:52 720	00:46:09 152	00:48:43 118	04:20:44
449	Melanie Ann Bech-Pedersen		01:08:00 735	00:46:44 709	00:43:07 272	00:50:14 284	00:52:47 258	04:20:52
450	Andrea Liemert	Team Leipzig 2	00:59:55 542	00:38:48 456	00:48:07 531	00:55:28 482	00:58:36 477	04:20:54
451	Mette Mathiasen		00:59:03 511	00:39:00 468	00:48:06 530	00:57:01 531	00:57:49 454	04:20:59
452	Connie Tode		00:58:31 500	00:40:12 529	00:47:39 505	00:55:13 472	00:59:42 520	04:21:17
453	Josephine K. Madsen	Herlevløberne	00:56:32 412	00:39:26 494	00:49:25 579	00:54:45 457	01:01:13 571	04:21:21
454	Ann-Christin Strindlund	Friskis och Svettis Helsingborg	00:58:23 494	00:38:25 443	00:47:31 496	00:56:43 527	01:00:20 542	04:21:22
455	Susan Hoffmann		01:01:19 583	00:37:30 394	00:49:01 562	00:54:20 442	00:59:18 505	04:21:28
456	Ilja Maria Søndergaard	Team Lystrupvej	00:59:55 543	00:38:44 454	00:48:09 536	00:55:23 479	00:59:32 512	04:21:43
457	Maja F. Andersen	Haslev Løbeklub	00:58:21 493	00:39:31 499	00:48:10 539	00:56:55 530	00:59:04 496	04:22:01
458	Ewa Wahlberg	Uppsala Ik	00:57:15 450	00:40:37 541	00:47:32 497	00:55:54 498	01:00:45 554	04:22:03
459	Tine Brinck Nicolaisen		00:58:59 508	00:40:03 523	00:47:56 515	00:54:43 455	01:00:23 543	04:22:04
460	Tove Pallesen		00:59:10 515	00:40:07 526	00:47:40 506	00:54:49 460	01:00:23 544	04:22:09
461	Hanne Clark	Sparta 4	00:59:42 528	00:39:07 478	00:47:18 488	00:55:44 489	01:00:24 545	04:22:15
462	Mie Olesen		00:56:41 421	00:39:19 490	00:48:57 559	00:56:15 509	01:01:10 569	04:22:22
463	Ywonne Nielsen		00:59:16 517	00:39:58 515	00:48:46 556	00:55:44 488	00:58:46 483	04:22:30
464	Tali Aviram	Team Aviram	00:59:49 539	00:39:07 476	00:48:14 543	00:55:14 475	01:00:06 534	04:22:30
465	Danielle Eriksen	Kolding Motion / Adidas 24 / C.L. Seifert	00:58:11 485	00:37:52 415	00:50:29 613	00:56:13 508	00:59:48 525	04:22:33
466	Janne Lund Seiersbøll	Every-body.dk	00:59:02 510	00:38:59 466	00:47:09 480	00:56:19 511	01:01:17 577	04:22:46
467	Marianne Juul Birch Zimmermann	Novo Gruppens	01:00:10 551	00:39:21 492	00:48:47 557	00:55:09 470	00:59:36 515	04:23:03
468	Maria Lundgaard	Pl København	00:59:46 535	00:39:00 467	00:47:56 516	00:56:25 514	00:59:57 530	04:23:04
469	Ute Müller	Team Leipzig	00:59:33 524	00:39:31 497	00:48:46 555	00:55:48 490	00:59:41 517	04:23:19
470	Kirsten Buhl	Kolding motion	00:59:29 522	00:39:49 508	00:47:21 489	00:57:16 534	01:00:00 533	04:23:55
471	Anne Grethe Therkelsen		01:00:17 554	00:38:55 465	00:49:05 567	00:55:49 492	01:00:11 537	04:24:17
472	Ulla Jensen	Videbæk løbeklub	00:59:43 529	00:39:51 513	00:48:45 554	00:56:10 507	01:00:17 538	04:24:46
473	Lene Geismar		00:59:44 530	00:41:00 560	00:48:32 552	00:56:15 510	00:59:18 504	04:24:49
474	Gunnel Irma Kristina Jansson	FoS	00:57:47 470	00:40:33 538	00:49:17 575	00:55:52 494	01:01:22 581	04:24:51

SUSAN LINDENSKOV holdt god form gennem hele etapen og løb de to 10 km ruter i præcis samme tid.

FOTO: KENNETH JENSEN

KATJA MØRKHØJ HANSEN løb den sidste 10 km mere end 2 minutter hurtigere end den første i Hasle.

FOTO: KENNETH JENSEN

BRONZESPONSOR
Østkraft

ØSTKRAFT

KVINDER/WOMEN 4:24:54– 4:33:28

NR.	NAVN	KLUB	1. ETAPE / PLAC.		2. ETAPE / PLAC.		3. ETAPE / PLAC.		4. ETAPE / PLAC.		5. ETAPE / PLAC.		SAMLET
475	Randi Jeilsø		00:59:20	519	00:40:00	521	00:48:16	545	00:56:37	521	01:00:41	553	04:24:54
476	Inger Juul Larsen	SAS løbeklub	00:59:44	533	00:39:09	479	00:49:04	566	00:56:02	502	01:01:04	566	04:25:03
477	Mona Højgaard	Viborg AM 2	01:00:17	555	00:39:00	469	00:49:13	572	00:55:51	493	01:00:47	556	04:25:08
478	Iben Revsbech		01:00:48	571	00:38:51	460	00:49:27	581	00:55:39	485	01:00:48	557	04:25:33
479	Lisbeth Duquenne Holmberg		00:59:12	516	00:39:12	486	00:49:04	565	00:56:08	504	01:02:06	600	04:25:42
480	Tinna Katrine Kristoffersen		01:00:49	572	00:40:14	531	00:49:34	587	00:56:09	505	00:58:57	488	04:25:43
481	Lean Stenberg	Blovstrød Løverne	01:02:09	606	00:40:41	543	00:45:01	357	00:56:43	526	01:01:22	580	04:25:56
482	Anne Bertelsen	Østkraft	01:00:08	550	00:39:32	501	00:50:12	605	00:56:32	519	00:59:39	516	04:26:03
483	Joan M Petersen	Rødovre AC	00:59:53	541	00:41:42	591	00:49:11	571	00:56:31	518	00:59:01	492	04:26:18
484	K70 Annie Sofia Gregersen	Valløby Motion	01:00:39	564	00:40:06	525	00:50:13	606	00:56:20	512	00:59:08	500	04:26:26
485	Sandra Sunesen		00:59:25	521	00:39:37	505	00:47:39	504	01:00:05	615	00:59:42	519	04:26:28
486	Jane Sjøgren		01:06:34	714	00:38:52	462	00:51:42	663	00:58:04	566	00:51:17	201	04:26:29
487	Ariane Zeihe		01:00:55	574	00:39:59	520	00:50:10	603	00:55:53	496	00:59:47	524	04:26:44
488	Liina Malva Tartu University		00:57:09	445	00:36:03	301	00:46:49	467	00:59:36	604	01:07:10	704	04:26:47
489	Stine Degerbøl		01:01:54	602	00:39:31	500	00:49:25	578	00:54:21	444	01:01:42	588	04:26:53
490	Astrid Degerbøl		01:01:54	601	00:39:31	498	00:49:25	577	00:54:21	445	01:01:42	587	04:26:53
491	Anna Jespersen	Allerød Atletik og Motion	01:02:16	610	00:41:46	595	00:49:10	570	00:55:23	480	00:58:20	469	04:26:55
492	Jane Sloth Nielsen		00:58:59	507	00:39:02	470	00:49:15	574	00:57:43	553	01:02:06	599	04:27:05
493	Marianne Helth Møller		01:02:37	622	00:41:51	602	00:51:18	648	00:49:30	250	01:02:05	598	04:27:21
494	Louise Thorsen		01:01:26	586	00:40:10	527	00:49:00	560	00:56:38	522	01:00:09	535	04:27:23
495	Perrine Baron	Lind	01:01:47	597	00:39:34	503	00:49:02	563	00:56:44	528	01:00:20	541	04:27:27
496	Monica Schmidt Andersen	Lag Löp Lagom	01:02:47	628	00:41:34	584	00:48:10	538	00:56:05	503	00:59:10	501	04:27:46
497	Sara Ståhl	Inte först men inte sist	01:01:17	582	00:40:53	556	00:49:02	564	00:58:06	569	00:58:39	480	04:27:57
498	Solveig Møller		01:02:03	604	00:38:52	463	00:48:16	546	00:57:49	558	01:00:59	561	04:27:59
499	Ida Egede Andersen		01:00:42	566	00:39:20	491	00:49:45	594	00:55:57	499	01:02:17	605	04:28:01
500	Margit Sørensen		00:59:52	540	00:39:43	507	00:50:34	615	00:57:19	536	01:00:33	548	04:28:01
501	Maria Kastvig		01:00:19	556	00:41:46	596	00:50:24	611	00:55:48	491	00:59:53	527	04:28:10
502	Ditte Andersen		01:02:23	614	00:40:01	522	00:49:41	591	00:56:01	501	01:00:52	558	04:28:58
503	Karina Funch Jensen		01:02:04	605	00:40:11	528	00:49:43	593	00:55:53	497	01:01:17	576	04:29:08
504	Lisbet Dose	SAS Løbeklub	01:01:03	577	00:40:36	539	00:49:42	592	00:56:28	517	01:01:21	578	04:29:10
505	Frida Zwanenburg	Nesbyen IL	00:59:49	537	00:39:58	516	00:49:54	597	00:57:29	547	01:02:40	614	04:29:50
506	Pia Reckert	Blovstrød Løverne	01:01:54	600	00:40:40	542	00:49:31	584	00:56:35	520	01:01:21	579	04:30:01
507	Tove Christensen	Blovstrød Løverne	01:00:42	568	00:40:58	559	00:49:50	596	00:56:50	529	01:01:46	591	04:30:06
508	Ulla Olsborg		01:00:35	562	00:41:56	606	00:48:56	558	00:57:33	548	01:01:12	570	04:30:12
509	Lene Sinding	Sindingrunning	01:00:49	573	00:40:45	548	00:50:45	620	00:57:24	543	01:00:38	550	04:30:21
510	Julie Meincke Frederiksen		01:00:21	558	00:41:21	575	00:51:20	649	00:56:23	513	01:00:59	560	04:30:24
511	Vibeke Skov		01:01:30	591	00:41:13	569	00:50:44	619	00:56:09	506	01:00:59	562	04:30:35
512	Louise Engberg	These are not the droids you are looking	01:02:41	623	00:40:48	551	00:50:50	625	00:57:44	554	00:58:37	479	04:30:40
513	Simone Jørgensen	Novasol	01:05:39	692	00:40:45	547	00:49:29	582	00:54:48	459	01:00:11	536	04:30:52
514	Susanne Juhl Skov	Aarhus 1900	01:00:41	565	00:40:47	549	00:50:14	607	00:58:17	571	01:00:55	559	04:30:54
515	Lone Westh	Østkraft	01:01:29	587	00:41:12	566	00:50:48	624	00:56:40	525	01:01:13	572	04:31:22
516	Heidi Dannerfjord	Bornholms Hospital hold 2	01:01:29	588	00:41:13	568	00:50:48	622	00:56:40	524	01:01:13	573	04:31:23
517	Heidi Nielsen	SAS løbeklub	00:59:41	527	00:40:36	540	00:50:55	633	00:58:36	580	01:01:46	590	04:31:34
518	Kathrine Maria Thorsen		01:01:30	590	00:40:32	537	00:50:54	631	00:58:13	570	01:00:29	547	04:31:38
519	Dorthe M. Wiuf Nielsen	Sparta 4	00:55:23	355	00:39:50	510	00:58:08	790	00:58:47	588	00:59:33	513	04:31:41
520	Katrin Hallmann		01:03:22	640	00:39:58	517	00:51:56	670	00:57:22	540	00:59:07	499	04:31:45
521	Karina Kofoed-Skov	Bjergvejens Tømrer/snedker Firma	00:55:44	372	00:39:10	481	00:45:41	401	00:55:27	481	01:15:53	784	04:31:55
522	Anna Gustavfson	FG Consult	00:58:07	483	00:39:27	495	00:49:30	583	00:57:06	532	01:07:50	716	04:32:00
523	Dikte Post		01:00:10	552	00:41:27	577	00:48:43	553	00:57:24	542	01:04:18	652	04:32:02
524	Malene Kildegaard		01:01:30	589	00:40:51	553	00:50:51	628	00:57:21	538	01:01:41	586	04:32:14
525	Anna Routhier		01:02:13	608	00:40:44	545	00:53:31	713	00:57:47	557	00:58:07	462	04:32:22
526	Sanne Hull Hartmann	Brørup løbeklub	01:02:57	629	00:40:45	546	00:50:01	600	00:57:25	544	01:01:27	583	04:32:35
527	Susanne Skovmand	Danfoss Marathon Club	01:00:29	560	00:40:19	534	00:50:21	610	00:58:04	567	01:03:32	629	04:32:45
528	Alice Harms		01:05:52	698	00:42:07	614	00:49:01	561	00:56:27	516	00:59:32	511	04:32:59
529	Josefine Sarkez	Langgarverne	01:01:38	593	00:39:59	519	00:51:23	651	00:56:38	523	01:03:30	627	04:33:08
530	Petra Dorow Hansen	Team Hansen	01:03:20	638	00:42:32	627	00:50:57	634	00:57:26	546	00:58:58	489	04:33:13
531	Anne-Vera Thim		01:00:43	569	00:40:31	535	00:51:02	637	00:57:45	555	01:03:27	625	04:33:28

JULIE MATHISEN fra norske Askim IF på 4. etape blev samlet 7'er i løbet.

FOTO: KENNETH JENSEN

KLASSEVINDERE/CLASSWINNERS KVINDER/WOMEN

KLASSE	NAVN	KLUB	1. ETAPE	PLAC	2. ETAPE	PLAC.	3. ETAPE	PLAC.	4. ETAPE	PLAC.	5. ETAPE	PLAC.	SAMLET TID
K00-23	Julie Mathisen	Askim IF	00:37:30	1	00:24:19	1	00:29:44	1	00:34:02	1	00:36:50	1	02:42:25
K24-39	Anna Holm Baumeister	Viking Atletik/New Balance	00:34:20	1	00:21:07	1	00:27:06	1	00:30:43	1	00:34:00	1	02:27:16
K40-44	Rikke Due-Andersen	X-Bionic/Hechmann Sport	00:37:35	1	00:24:17	1	00:30:19	1	00:34:33	1	00:38:00	1	02:44:44
K45-49	Tina Kristensen	Bagsværd Atletik 1 (mix)	00:43:27	1	00:28:17	3	00:34:53	1	00:39:57	1	00:43:06	1	03:09:40
K50-54	Anne-Marie Simonsen	Aalborg Atletik og Motion	00:42:53	1	00:28:51	2	00:34:48	1	00:39:57	1	00:43:20	1	03:09:49
K55-59	Maja Boe	Aalborg Øst Road Runners Club	00:47:05	3	00:30:40	2	00:38:12	2	00:44:12	1	00:46:55	1	03:27:04
K60-64	Vibeke Hansen	Snik	00:43:20	1	00:28:08	1	00:34:23	1	00:39:31	1	00:42:33	1	03:07:55
K65-69	Nina Madsen	Allerød Atletik og Motion	00:54:10	1	00:36:33	2	00:42:56	1	00:51:02	1	00:58:13	4	04:02:54
K70	Inge Olsen	H-S-O-K	00:56:17	1	00:38:50	1	00:48:24	1	00:55:16	1	00:57:45	1	04:16:32

GULDSPONSOR
Færgen
Færgen

NR.	NAVN	KLUB	1. ETAPE / PLAC.	2. ETAPE / PLAC.	3. ETAPE / PLAC.	4. ETAPE / PLAC.	5. ETAPE / PLAC.	SAMLET
532	Maja Bøge Jensen		01:00:44 570	00:39:40 506	00:50:50 627	00:57:39 550	01:04:52 665	04:33:45
533	Birgitte Pedersen	Rødovre AC	01:11:36 767	00:37:57 417	00:46:48 464	00:51:33 333	01:05:55 689	04:33:49
534	Birgitte Bech	hjerteforeningen dyrehaven	01:01:03 576	00:41:16 571	00:50:29 612	00:58:03 565	01:03:06 620	04:33:57
535	Eva Kristine Boulekbache Vasarhelyi		01:02:26 615	00:39:49 509	00:50:48 623	00:58:00 563	01:02:55 616	04:33:58
536	Diana Nyboe		01:01:05 578	00:40:48 550	00:51:18 647	00:58:41 581	01:02:12 602	04:34:04
537	Lise-Lotte Sjöholm	Friskis o Svettis Helsingborg	01:01:53 599	00:40:51 554	00:50:32 614	00:58:45 585	01:02:04 597	04:34:05
538	Henriette Molina	Åbenrå Bjergmaraton Klub	00:59:44 531	00:41:40 587	00:51:16 645	00:58:31 578	01:02:56 617	04:34:07
539	Hanne Sørensen	Blovstrød løverne	01:00:42 567	00:41:47 598	00:50:43 618	00:58:30 577	01:02:40 613	04:34:22
540	Lillan Rejkjær	Langgarverne	01:02:26 616	00:40:14 530	00:51:15 644	00:57:13 533	01:03:28 626	04:34:36
541	Ingelise Dam	AH76 Herlev Løb	01:01:44 595	00:42:07 612	00:50:45 621	00:57:22 539	01:02:58 618	04:34:56
542	Katrine Sofie Ekstrøm Larsen		01:03:41 649	00:41:06 563	00:53:06 701	00:55:29 483	01:01:52 594	04:35:14
543	Marianne Mortensen	Punkt1	01:02:29 619	00:41:06 562	00:51:31 655	00:57:58 561	01:02:12 603	04:35:16
544	Marianne Kasten	Sparta 2	01:03:47 651	00:40:53 557	00:51:47 666	00:57:52 560	01:01:01 565	04:35:20
545	Marike Sofie Pilegaard Grüttner		01:02:19 613	00:41:07 565	00:51:56 671	00:57:45 556	01:02:20 606	04:35:27
546	Benedicte Heegaard	DGI	01:01:41 594	00:40:15 533	00:51:22 650	00:59:42 606	01:02:36 610	04:35:36
547	Birgitte Højgård Andersen		01:03:12 635	00:40:31 536	00:50:15 608	00:58:42 583	01:03:22 622	04:36:02
548	Carina Evald		01:04:59 676	00:43:28 647	00:51:23 652	00:57:16 535	00:59:19 507	04:36:25
549	Line Rasmussen	These are not the droids you are looking	01:02:41 624	00:40:52 555	00:50:50 626	00:58:46 586	01:03:24 624	04:36:33
550	Lene Larsen	Valbyløberne	01:00:37 563	00:41:31 581	00:51:10 641	01:02:24 651	01:01:14 574	04:36:56
551	Helene Rude Reedtz		01:03:47 650	00:41:04 561	00:50:17 609	00:58:05 568	01:03:48 641	04:37:01
552	Bente Christiansen	Sparta 5	01:01:23 585	00:41:35 585	00:51:04 638	00:59:50 609	01:03:18 621	04:37:10
553	Charlotte Munk Ejlersen	SNIK	01:01:11 579	00:41:27 578	00:50:52 629	00:59:12 595	01:04:30 657	04:37:12
554	Helle Carlsson	Dalbyløberne	01:04:21 660	00:39:37 504	00:49:58 599	00:58:00 564	01:05:17 675	04:37:13
555	Ann-Katrin Rotermann		01:03:08 633	00:41:33 582	00:52:22 686	00:58:32 579	01:01:49 593	04:37:24
556	Louise Snoer Mørup	P Fire	01:04:10 658	00:40:15 532	00:52:02 677	00:57:26 545	01:03:34 630	04:37:27
557	Betina Hilligsøe		01:02:27 617	00:41:42 590	00:51:02 636	00:58:28 576	01:03:54 644	04:37:33
558	Ida Snoer Clausen	P Fire	01:02:12 607	00:41:44 593	00:51:38 659	00:57:59 562	01:04:49 663	04:38:22
559	Sabina Trabjerg		01:05:19 681	00:41:47 599	00:50:54 630	00:57:50 559	01:02:39 612	04:38:29
560	Dorte Lundberg		01:02:45 627	00:41:18 572	00:52:02 678	00:58:44 584	01:03:44 639	04:38:33
561	Helle Gyldenberg Lassen		01:03:39 648	00:42:03 611	00:49:49 595	00:58:26 574	01:04:53 666	04:38:50
562	Joan Kramer	Sparta 4	01:03:34 647	00:42:57 643	00:51:10 642	00:57:41 551	01:03:35 631	04:38:57
563	Connie Borgan	Studio Sigdal	01:04:07 657	00:41:45 594	00:54:06 728	00:57:19 537	01:01:44 589	04:39:01
564	Tina Andersson		01:02:28 618	00:41:55 605	00:51:17 646	01:00:56 628	01:02:38 611	04:39:14
565	Kirsten Tjørnholm	Viking Atletik 7	01:03:10 634	00:41:41 588	00:52:23 687	00:58:53 590	01:03:40 635	04:39:47
566	Anita Søgaard Kofoed	Søgaard Telemarketing	01:04:36 665	00:41:56 607	00:51:12 643	00:58:47 589	01:03:31 628	04:40:02
567	Randi Olsen	AH 76	01:02:13 609	00:42:25 623	00:51:08 640	00:59:11 594	01:05:10 673	04:40:07
568	Michelle Westerdahl		01:07:41 731	00:38:13 430	00:47:16 487	01:00:57 629	01:06:15 693	04:40:22
569	Trine Holm Salmony	AH 76/Herlev Hospital	01:05:20 682	00:41:07 564	00:51:27 653	00:59:54 612	01:02:34 608	04:40:22

JANNELISE BECK fra Sparta på vej i mål på 4. etape.

FOTO: KENNETH JENSEN

RØNNE
v/ Per Kofoed
Ejendomsmægler, MDE
Lille Torv 2, 3700 Rønne
roenne@home.dk
facebook.com/homeBornholm
Tlf. 56 95 75 51

NEXØ
v/ Per Kofoed
Ejendomsmægler, MDE
Aasen 1, 3730 Nexø
nexoe@home.dk
facebook.com/homeBornholm
Tlf. 56 49 30 87

home
vi vil være din foretrukne ejendomsmægler

home.dk

Ejendomsmæglerkæde for Danske Bank koncernen

NR.	NAVN	KLUB	1. ETAPE / PLAC.		2. ETAPE / PLAC.		3. ETAPE / PLAC.		4. ETAPE / PLAC.		5. ETAPE / PLAC.		SAMLET
570	Susanne Larsson	Runners Club	01:00:03	548	00:42:16	619	00:53:02	700	01:03:32	677	01:01:30	584	04:40:23
571	Sabine Sharifi	LC 92 Bad Salzuflen	01:03:21	639	00:41:55	603	00:51:29	654	00:58:56	591	01:04:43	662	04:40:24
572	Anna Michelsen		01:06:20	707	00:42:42	636	00:49:37	588	01:00:47	626	01:01:16	575	04:40:42
573	Anja Petersen		01:04:37	666	00:41:29	580	00:51:49	667	00:59:18	596	01:03:53	643	04:41:06
574	Anne Marie Pico		01:03:18	637	00:41:55	604	00:53:00	699	00:58:41	582	01:04:17	650	04:41:11
575	Kamilla Nørregaard Ipsen		01:03:34	646	00:42:41	635	00:52:09	682	00:58:26	573	01:04:27	656	04:41:17
576	Christina Nexø Hansen		00:55:41	367	00:44:53	673	00:54:19	730	01:00:08	616	01:06:19	694	04:41:20
577	Ditte Mortensen		01:03:04	631	00:41:34	583	00:52:03	679	01:00:37	624	01:04:08	648	04:41:26
578	Vicki Renee Pedersen		01:03:59	655	00:41:24	576	00:52:00	675	00:59:11	593	01:04:56	668	04:41:30
579	Christina Rønn		01:05:53	700	00:42:00	608	00:50:34	616	00:58:58	592	01:04:20	653	04:41:45
580	May Andersen	Sparta 2	01:03:32	643	00:42:07	613	00:52:28	688	01:01:09	634	01:02:59	619	04:42:15
581	Kenn Andersen		01:05:12	679	00:42:09	616	00:50:55	632	01:01:36	644	01:02:24	607	04:42:16
582	Mia Theodora Christensen	Sparta 2	01:04:37	667	00:42:02	610	00:51:55	669	00:59:37	605	01:04:20	654	04:42:31
583	Tina Witt	Team SnegleHuset.com	01:06:45	717	00:42:08	615	00:52:20	685	00:58:26	575	01:04:03	647	04:43:42
584	Nadia Puukka Tornøe	Sponsoreret af Mor	01:02:34	621	00:42:16	618	00:54:02	723	01:00:29	623	01:04:33	660	04:43:54
585	Sascha Haun		01:05:44	694	00:41:29	579	00:51:42	664	01:00:50	627	01:04:23	655	04:44:08
586	Gitte Koefoed		01:03:33	644	00:42:38	632	00:52:34	690	01:00:57	630	01:04:39	661	04:44:21
587	Susanne Bach Andersen		01:04:38	668	00:41:38	586	00:52:40	693	00:59:35	602	01:05:53	688	04:44:24
588	Susanne Ravn Jørgensen		01:04:42	671	00:42:48	638	00:52:01	676	01:00:03	614	01:05:01	669	04:44:35
589	Birthe Rasmussen	Dalbyløberne	01:03:59	656	00:41:21	574	00:52:35	691	01:01:35	642	01:05:12	674	04:44:42
590	Stinne Gerdel		01:06:40	716	00:43:38	653	00:53:12	703	00:59:25	597	01:01:57	595	04:44:52
591	Karin Joldrichsen	Jolle-runners	01:06:04	704	00:42:30	626	00:53:10	702	00:59:58	613	01:03:42	637	04:45:24
592	Irene Dybdal Knudsen	Viking Atletik 7	01:05:22	685	00:42:40	634	00:53:15	705	01:00:28	621	01:03:43	638	04:45:28
593	Berit Larsen		01:06:34	715	00:42:13	617	00:52:32	689	01:00:28	622	01:04:00	646	04:45:47
594	Sonja Jensen		01:05:03	677	00:42:37	631	00:52:42	694	01:01:06	633	01:04:30	658	04:45:58
595	Irene Bundgaard Jensen	Onsdagssneglene	01:05:32	689	00:41:50	600	00:53:14	704	00:59:33	601	01:06:23	696	04:46:32
596	Nanna Kofoed	Færgen	01:05:49	696	00:42:17	620	00:51:35	656	00:58:46	587	01:08:07	723	04:46:34
597	Dorte Larsen		01:05:21	683	00:42:01	609	00:53:22	707	01:00:26	619	01:05:40	686	04:46:50
598	Birgitte Grenaa	Sparta 3	01:03:26	641	00:42:36	630	00:51:39	660	00:59:53	611	01:09:41	749	04:47:15
599	Jessie Blom Magnussen	Team hansen	01:06:26	710	00:42:35	629	00:53:46	716	00:59:25	599	01:05:31	681	04:47:43
600	Stine Bue		01:03:04	632	00:42:47	637	00:54:05	726	01:01:05	632	01:06:43	699	04:47:44
601	Emilie Dorow Hansen	Team Hansen	01:06:26	711	00:42:35	628	00:53:46	717	00:59:33	600	01:05:31	682	04:47:51
602	Line Ulla Meling Andersen		01:05:25	687	00:41:51	601	00:53:22	708	01:01:35	643	01:05:38	684	04:47:51
603	Rikke Møller Madsen	Herlevløberne 1	01:04:36	664	00:43:57	659	00:53:56	722	01:01:29	640	01:04:55	667	04:48:53
604	Hedvig Reuss	P Fire	01:04:49	673	00:44:14	663	00:53:30	712	01:02:16	650	01:04:18	651	04:49:07
605	K70 Alice Broksø	BlovstrødLøverne	01:04:47	672	00:41:43	592	00:52:09	683	01:05:14	694	01:05:23	677	04:49:16
606	Marie Steen Møller		01:03:58	654	00:42:54	641	00:55:53	768	01:01:02	631	01:05:29	679	04:49:16
607	Anette Søndergård	Sønder	01:03:50	653	00:43:31	648	00:54:26	732	01:02:36	653	01:06:08	691	04:50:31
608	Marianne Steenberg	Roskilde Motion	01:04:39	669	00:43:49	658	00:51:59	674	01:04:18	685	01:05:47	687	04:50:32
609	Tine Evald		01:01:20	584	00:44:44	671	00:55:15	752	01:03:14	671	01:07:07	703	04:51:40
610	Louise Kiel Arnager		01:06:22	708	00:42:56	642	00:54:49	738	01:00:44	625	01:07:13	706	04:52:04
611	Vibeke Søs Ringgaard		01:07:26	725	00:43:32	650	00:53:45	715	01:01:20	636	01:06:30	698	04:52:33
612	Susanne Egeskow-Gjerka Jensen	Nortlander A/S	01:05:55	701	00:44:10	661	00:52:45	696	01:01:33	641	01:08:14	725	04:52:37
613	Lotte Kristoffersen		01:04:55	674	00:44:03	660	00:53:31	714	01:03:13	669	01:07:17	707	04:52:59
614	Henriette Schwamborn	Atlética Horsens	01:10:36	764	00:45:27	687	00:54:08	729	00:59:25	598	01:03:55	645	04:53:31
615	Bolette Carlsen	ØB	01:07:35	727	00:42:23	622	00:55:53	767	01:00:16	618	01:07:30	712	04:53:37
616	Hanne Pico		01:05:58	702	00:44:12	662	00:53:51	719	01:02:05	647	01:07:51	717	04:53:57
617	Aase Petersen	Blovstrød løverne	01:09:04	747	00:43:08	645	00:54:24	731	01:03:13	670	01:04:16	649	04:54:05
618	Stella Dahl Hansen	Viking Atletik 8	01:06:54	721	00:42:39	633	00:54:43	737	01:02:36	652	01:07:27	711	04:54:19
619	Merete Dahl		01:06:14	705	00:42:49	639	00:54:56	742	01:01:47	645	01:08:45	733	04:54:31
620	Nina Sørensen	Fugato	01:07:40	730	00:42:27	624	00:54:50	740	01:04:11	684	01:06:01	690	04:55:09
621	Charlotte Wellendorph Letholm	Atena	01:04:34	663	00:45:51	691	00:54:50	739	00:59:46	608	01:10:29	757	04:55:30
622	Lisbeth Lind		01:08:55	745	00:42:28	625	00:53:56	721	01:01:49	646	01:08:26	727	04:55:34
623	Helene Brangstrup	Dalbyløberne	01:06:25	709	00:45:24	685	00:55:12	748	01:03:10	668	01:06:23	697	04:56:34
624	Galina Semenisina		01:05:04	678	00:46:21	702	00:55:14	751	01:02:10	648	01:07:55	719	04:56:44
625	Eva Spendrup		01:05:40	693	00:43:34	651	00:55:49	765	01:04:48	688	01:06:54	700	04:56:45
626	Heidi Nielsen	De Seje Slanger	01:08:31	743	00:45:12	679	00:54:33	733	01:03:03	661	01:05:39	685	04:56:58
627	Ute Krause	Team Leipzig	01:06:29	712	00:44:59	675	00:55:13	750	01:03:04	662	01:07:18	708	04:57:03
628	Tine Boserup		01:07:39	729	00:43:40	654	00:55:50	766	01:01:25	637	01:08:29	728	04:57:03
629	Signe Rehfeld Andersen	Team Råhygge	01:06:54	722	00:43:31	649	00:54:35	734	01:03:32	678	01:08:34	730	04:57:06
630	Dorthe Møller Søndergaard		01:05:53	699	00:47:00	711	00:54:06	727	01:03:18	673	01:06:57	701	04:57:14
631	Ingefred Solvejg Svensson	Nyvest	01:07:32	726	00:45:34	689	00:54:04	725	01:02:42	656	01:07:59	721	04:57:51
632	Malene Olsen	greve trim	01:07:56	733	00:45:10	677	00:53:47	718	01:03:24	675	01:07:37	713	04:57:54
633	Johanna Andersen	Løb med SdU	01:06:01	703	00:43:45	656	00:55:09	745	01:03:06	664	01:10:03	751	04:58:04
634	Joke De Vries	Dutch Runners	01:03:27	642	00:45:28	688	00:55:09	747	01:04:03	683	01:10:07	752	04:58:14
635	Inger Lise Nielsen		01:05:51	697	00:42:52	640	00:55:42	762	01:04:19	686	01:09:33	745	04:58:17
636	Christine Bech	Team Råhygge	01:06:54	723	00:43:48	657	00:55:09	746	01:03:44	679	01:09:23	742	04:58:58
637	Gitte Frost		01:08:59	746	00:45:11	678	00:54:43	736	01:01:26	638	01:09:06	738	04:59:25
638	Camilla Bjørn		01:07:59	734	00:44:25	665	00:56:24	777	01:02:44	658	01:07:57	720	04:59:29
639	Lisa Haargaard		01:09:52	760	00:44:27	666	00:55:26	755	01:02:38	654	01:07:39	714	05:00:02
640	Susanne Ovesen	Dalbyløberne	01:07:52	732	00:45:54	694	00:55:45	764	01:02:43	657	01:08:10	724	05:00:24
641	Hanne Eis	Middelfart motions klub	01:07:37	728	00:44:36	669	00:55:59	771	01:05:00	690	01:07:24	710	05:00:36
642	Margit Kjær Pedersen	Viking Atletik 8	01:08:10	736	00:45:22	684	00:56:12	773	01:03:17	672	01:07:48	715	05:00:49
643	Marianne Hvid		01:06:45	718	00:46:21	704	00:55:35	757	01:03:50	680	01:08:44	732	05:01:15
644	Britt Tronier Tulinius	Ole Ørbjergs fodatleter	01:08:18	737	00:44:32	668	00:55:41	758	01:02:51	660	01:10:13	753	05:01:35
645	Rie Dick		01:06:48	720	00:45:02	676	00:56:22	776	01:03:51	681	01:09:41	748	05:01:44
646	Adelheid Kästner-Gedat		01:10:14	762	00:46:33	705	00:54:53	741	01:02:44	659	01:07:51	718	05:02:15
647	Tove Eriksen		01:09:16	749	00:45:42	690	00:56:07	772	01:03:05	663	01:08:50	736	05:03:00

STINE OG ASTRID DEGERBØL følges ad på vej i mål på sidste etape.

FOTO: KENNETH JENSEN

CONNIE OLSEN tager de sidste meter på Rønne-turen.

FOTO: KENNETH JENSEN

GULDSPONSOR

Bornholms Brand

BORNHOLMS BRANDFORSIKRING

NR.	NAVN	KLUB	1. ETAPE / PLAC.	2. ETAPE / PLAC.	3. ETAPE / PLAC.	4. ETAPE / PLAC.	5. ETAPE / PLAC.	SAMLET
648	Tine Gjerløv		01:09:37 758	00:52:22 734	00:55:17 753	01:01:12 635	01:05:22 676	05:03:50
649	Eva Bengtsson		01:09:20 751	00:46:15 700	00:55:56 769	01:03:07 665	01:09:32 744	05:04:10
650	Hanne Janum	Blovstrød løverne	01:08:23 738	00:43:08 644	00:57:10 782	01:03:19 674	01:12:12 764	05:04:12
651	Bente Hansen	Guderup løbeklub	01:09:18 750	00:45:53 693	00:56:27 778	01:04:43 687	01:08:04 722	05:04:25
652	Søssan Nyboe		01:09:43 759	00:45:19 682	00:55:44 763	01:05:13 693	01:08:32 729	05:04:31
653	K70 Margit Kjøller	Viking Atletik 8	01:08:28 740	00:46:12 698	00:57:12 783	01:05:20 695	01:07:20 709	05:04:32
654	Miriam Gjerløv		01:06:57 724	00:46:39 706	00:56:15 774	01:05:26 696	01:09:25 743	05:04:42
655	Line Bengtsson		01:09:22 752	00:46:20 701	00:56:16 775	01:03:29 676	01:09:39 747	05:05:06
656	Jette Riis	Viking Atletik 7	01:09:32 756	00:46:43 708	00:55:42 761	01:05:11 692	01:08:45 734	05:05:53
657	Helle Lind	Campus Bornholm	01:08:45 744	00:46:14 699	00:56:54 781	01:04:56 689	01:10:57 759	05:07:46
658	Heidi Nedergaard Jensen		01:09:28 755	00:46:21 703	00:59:00 795	01:05:00 691	01:11:12 761	05:11:01
659	Jeanette Werner	Nyvest Atletik	01:13:01 770	00:44:39 670	00:55:57 770	01:05:52 699	01:11:47 762	05:11:16
660	Ulla Matzen	Sparta 5	01:08:30 742	00:48:28 715	00:55:05 744	01:09:20 711	01:10:27 756	05:11:50
661	Birte Kyhn	P Fire	01:10:10 761	00:43:38 652	00:57:34 785	01:07:32 705	01:14:38 776	05:13:32
662	Maja Magdalene Hulgaard Jungsled		01:09:36 757	00:45:52 692	00:56:27 779	01:07:49 706	01:14:00 775	05:13:44
663	Nina Rasmussen		01:10:37 765	00:45:59 696	00:58:12 792	01:07:50 707	01:12:17 766	05:14:55
664	Mariann Aagesen	Sparta 5	01:09:05 748	00:45:25 686	01:00:51 806	01:07:05 703	01:13:48 774	05:16:14
665	Mille Olsen		01:12:41 769	00:45:57 695	00:58:41 793	01:07:14 704	01:12:15 765	05:16:48
666	Birgit Marie Pedersen	Blovstrød Løverne	01:16:06 783	00:41:19 573	01:00:49 805	01:03:08 666	01:15:46 783	05:17:08
667	Rikke Bjørn Jensen		01:14:08 774	00:47:10 712	00:57:31 784	01:06:07 700	01:12:47 769	05:17:43
668	K70 Annie Vørs	Sparta	01:11:52 768	00:48:22 714	00:58:10 791	01:06:22 701	01:13:15 770	05:18:01
669	Kristina Binau		01:16:57 786	00:53:55 742	00:56:40 780	01:05:48 698	01:08:24 726	05:21:44
670	Amalie Cortes Rømer		01:15:33 778	00:46:40 707	01:00:32 801	01:05:40 697	01:13:27 772	05:21:52
671	Barbara Dippmann	Team Leipzig	01:15:20 777	00:46:46 710	01:00:04 799	01:08:30 709	01:13:35 773	05:24:15
672	K70 Ruth Lerche		01:14:48 776	00:48:29 716	00:59:33 798	01:09:30 714	01:15:06 779	05:27:26
673	Maria Tjärnström		01:18:48 791	00:47:22 713	00:59:29 797	01:07:04 702	01:15:34 781	05:28:17
674	Yvonne Hvenegaard		01:13:40 771	00:50:52 727	01:00:48 804	01:09:56 715	01:13:24 771	05:28:40
675	Lene Pihl	Nyvest Skytteforening	01:13:45 772	00:50:02 720	01:00:37 802	01:10:03 717	01:15:40 782	05:30:07
676	Bente Johannesen		01:15:46 782	00:50:08 721	01:00:57 808	01:10:00 716	01:15:06 778	05:31:57
677	Claire Breum Krarup		01:16:24 784	00:50:09 722	01:02:02 813	01:09:17 710	01:15:18 780	05:33:10
678	Gitte Heldt		01:15:41 781	00:50:32 724	01:01:05 810	01:11:27 720	01:14:59 777	05:33:44
679	Anette Johansson		01:15:35 779	00:53:11 740	00:59:24 796	01:07:59 708	01:19:05 791	05:35:14
680	K70 Jonna Jensen	Stevns løbeklub	01:16:34 785	00:49:46 718	01:01:20 811	01:11:02 719	01:17:00 787	05:35:42
681	Iben Hjelmsø	Novo gruppens løbeklub	01:19:22 794	00:50:29 723	01:00:54 807	01:09:29 712	01:16:41 786	05:36:55
682	Birthe Damgaard Madsen		01:15:39 780	00:50:55 728	01:03:11 816	01:12:32 724	01:17:09 788	05:39:26
683	Brixen Solveig	Blovstrødløverne	01:19:49 798	00:49:21 717	01:02:00 812	01:09:30 713	01:21:00 796	05:41:40
684	Anita Barlien	Viking Atletik 8	01:18:44 790	00:49:58 719	01:00:39 803	01:13:01 725	01:19:20 793	05:41:42
685	Anne Lene Schou Nielsen		01:19:07 792	00:52:33 737	01:02:18 814	01:12:15 723	01:16:17 785	05:42:30

TRINE HOLM på vej rundt i Rønne på etapens sidste 10 km.

FOTO: KENNETH JENSEN

Østkraft har over 4.500 kunder, der ikke bor på Bornholm. Det fortæller os, at en skarp grøn profil, nærhed, troværdighed, gennemskuelige priser og personlig rådgivning er en god strategi. Østkraft støtter en lang række arrangementer, lokale klubber, begivenheder og grønne projekter på Bornholm. At være kunde hos Østkraft betyder, at du er med til støtte udviklingen på Bornholm – uden merpris.

ØSTKRAFT
www.oestkraft.dk

Rasmus Westh
56 930 955

John Westh
56 930 954

NR.	NAVN	KLUB	1. ETAPE / PLAC.		2. ETAPE / PLAC.		3. ETAPE / PLAC.		4. ETAPE / PLAC.		5. ETAPE / PLAC.		SAMLET
686	Bente Vang		01:19:23	795	00:51:27	729	01:04:37	822	01:13:15	727	01:19:21	794	05:48:03
687	Gitte Pedersen	Team Cro'n (Restaurant Cro'n)	01:20:19	801	00:51:43	731	01:04:08	820	01:13:13	726	01:18:59	790	05:48:22
688	Marie Bergman		01:20:32	802	00:52:27	735	01:03:57	818	01:11:38	721	01:20:53	795	05:49:27
689	Helle Hunter		01:17:13	788	00:50:42	725	01:07:51	829	01:24:22	736	01:09:56	750	05:50:04
690	K70 Britta Lisa Binau		01:19:41	796	00:52:54	738	01:05:20	823	01:14:09	730	01:21:05	797	05:53:09
691	Kristine Nørrekjær	Østkraft	01:18:35	789	00:54:52	743	01:04:33	821	01:15:17	732	01:21:35	798	05:54:52
692	Tina Rytter	Ryslinge	01:21:42	804	00:52:22	733	01:06:03	825	01:11:50	722	01:23:14	800	05:55:11
693	Ineke Van Der Hoek	SV Friesland	01:20:00	800	00:53:19	741	01:06:14	826	01:13:38	729	01:22:23	799	05:55:34
694	Berit Marianne Brogaard	Aarhus 1900	01:20:50	803	00:51:37	730	01:05:36	824	01:13:16	728	01:24:42	801	05:56:01
695	Marit Bjerke	Joggekameratene	01:19:55	799	00:52:58	739	01:06:17	827	01:15:08	731	01:26:16	802	06:00:34
696	Kirsten Grønbech	Viking Atletik 8	01:21:49	805	00:56:01	744	01:08:52	833	01:16:27	733	01:19:20	792	06:02:29
697	Yvonne Nylander		01:35:38	807	00:56:24	746	01:08:37	832	01:23:03	734	01:27:17	804	06:30:59
698	Annette Jørgensen	Sidste løber voksen	01:35:19	806	00:56:08	745	01:08:25	831	01:24:10	735	01:27:05	803	06:31:07
699	Kristine Nørrekjær	Østkraft	01:18:35	789	00:54:52	743	01:04:33	821	01:15:17	732	01:21:35	798	05:54:52
700	Tina Rytter	Ryslinge	01:21:42	804	00:52:22	733	01:06:03	825	01:11:50	722	01:23:14	800	05:55:11
701	Ineke Van Der Hoek	SV Friesland	01:20:00	800	00:53:19	741	01:06:14	826	01:13:38	729	01:22:23	799	05:55:34
702	Berit Marianne Brogaard	Aarhus 1900	01:20:50	803	00:51:37	730	01:05:36	824	01:13:16	728	01:24:42	801	05:56:01
703	Marit Bjerke	Joggekameratene	01:19:55	799	00:52:58	739	01:06:17	827	01:15:08	731	01:26:16	802	06:00:34
704	Kirsten Grønbech	Viking Atletik 8	01:21:49	805	00:56:01	744	01:08:52	833	01:16:27	733	01:19:20	792	06:02:29
705	Yvonne Nylander		01:35:38	807	00:56:24	746	01:08:37	832	01:23:03	734	01:27:17	804	06:30:59
706	Annette Jørgensen	Sidste løber voksen	01:35:19	806	00:56:08	745	01:08:25	831	01:24:10	735	01:27:05	803	06:31:07
707	Adelheid Kästner-Gedat		01:10:14	762	00:46:33	705	00:54:53	741	01:02:44	659	01:07:51	718	05:02:15
708	Tove Eriksen		01:09:16	749	00:45:42	690	00:56:07	772	01:03:05	663	01:08:50	736	05:03:00
709	Tine Gjerløv		01:09:37	758	00:52:22	734	00:55:17	753	01:01:12	635	01:05:22	676	05:03:50
710	Eva Bengtsson		01:09:20	751	00:46:15	700	00:55:56	769	01:03:07	665	01:09:32	744	05:04:10
711	Hanne Janum	Blovstrød løverne	01:08:23	738	00:43:08	644	00:57:10	782	01:03:19	674	01:12:12	764	05:04:12
712	Bente Hansen	Guderup løbeklub	01:09:18	750	00:45:53	693	00:56:27	778	01:04:43	687	01:08:04	722	05:04:25
713	Søssan Nyboe		01:09:43	759	00:45:19	682	00:55:44	763	01:05:13	693	01:08:32	729	05:04:31
714	K70 Margit Kjøller	Viking Atletik 8	01:08:28	740	00:46:12	698	00:57:12	783	01:05:20	695	01:07:20	709	05:04:32
715	Miriam Gjerløv		01:06:57	724	00:46:39	706	00:56:15	774	01:05:26	696	01:09:25	743	05:04:42
716	Line Bengtsson		01:09:22	752	00:46:20	701	00:56:16	775	01:03:29	676	01:09:39	747	05:05:06
717	Jette Riis	Viking Atletik 7	01:09:32	756	00:46:43	708	00:55:42	761	01:05:11	692	01:08:45	734	05:05:53
718	Helle Lind	Campus Bornholm	01:08:45	744	00:46:14	699	00:56:54	781	01:04:56	689	01:10:57	759	05:07:46
719	Heidi Nedergaard Jensen		01:09:28	755	00:46:21	703	00:59:00	795	01:05:00	691	01:11:12	761	05:11:01
720	Jeanette Werner	Nyvest Atletik	01:13:01	770	00:44:39	670	00:55:57	770	01:05:52	699	01:11:47	762	05:11:16
721	Ulla Matzen S	parta 5	01:08:30	742	00:48:28	715	00:55:05	744	01:09:20	711	01:10:27	756	05:11:50
722	Birte Kyhn	P Fire	01:10:10	761	00:43:38	652	00:57:34	785	01:07:32	705	01:14:38	776	05:13:32
723	Maja Magdalene Hulgaard Jungsled		01:09:36	757	00:45:52	692	00:56:27	779	01:07:49	706	01:14:00	775	05:13:44
724	Nina Rasmussen		01:10:37	765	00:45:59	696	00:58:12	792	01:07:50	707	01:12:17	766	05:14:55
725	Mariann Aagesen	Sparta 5	01:09:05	748	00:45:25	686	01:00:51	806	01:07:05	703	01:13:48	774	05:16:14
726	Mille Olsen		01:12:41	769	00:45:57	695	00:58:41	793	01:07:14	704	01:12:15	765	05:16:48
727	Birgit Marie Pedersen	Blovstrød Løverne	01:16:06	783	00:41:19	573	01:00:49	805	01:03:08	666	01:15:46	783	05:17:08
728	Rikke Bjørn Jensen		01:14:08	774	00:47:10	712	00:57:31	784	01:06:07	700	01:12:47	769	05:17:43
729	Annie Vørs	Sparta	01:11:52	768	00:48:22	714	00:58:10	791	01:06:22	701	01:13:15	770	05:18:01
730	Kristina Binau		01:16:57	786	00:53:55	742	00:56:40	780	01:05:48	698	01:08:24	726	05:21:44
731	Amalie Cortes Rømer		01:15:33	778	00:46:40	707	01:00:32	801	01:05:40	697	01:13:27	772	05:21:52
732	Barbara Dippmann	Team Leipzig	01:15:20	777	00:46:46	710	01:00:04	799	01:08:30	709	01:13:35	773	05:24:15
733	Ruth Lerche		-01:14:48	776	00:48:29	716	00:59:33	798	01:09:30	714	01:15:06	779	05:27:26
734	Maria Tjärnström		01:18:48	791	00:47:22	713	00:59:29	797	01:07:04	702	01:15:34	781	05:28:17
735	Yvonne Hvenegaard		01:13:40	771	00:50:52	727	01:00:48	804	01:09:56	715	01:13:24	771	05:28:40
736	Lene Pihl	Nyvest Skytteforening	01:13:45	772	00:50:02	720	01:00:37	802	01:10:03	717	01:15:40	782	05:30:07
737	Bente Johannesen		01:15:46	782	00:50:08	721	01:00:57	808	01:10:00	716	01:15:06	778	05:31:57
738	Claire Breum Krarup		01:16:24	784	00:50:09	722	01:02:02	813	01:09:17	710	01:15:18	780	05:33:10
739	Gitte Heldt		01:15:41	781	00:50:32	724	01:01:05	810	01:11:27	720	01:14:59	777	05:33:44
740	Anette Johansson		01:15:35	779	00:53:11	740	00:59:24	796	01:07:59	708	01:19:05	791	05:35:14
741	Jonna Jensen	Stevns løbeklub	01:16:34	785	00:49:46	718	01:01:20	811	01:11:02	719	01:17:00	787	05:35:42
742	Iben Hjelmsø	Novo gruppens løbeklub	01:19:22	794	00:50:29	723	01:00:54	807	01:09:29	712	01:16:41	786	05:36:55
743	Birthe Damgaard Madsen		01:15:39	780	00:50:55	728	01:03:11	816	01:12:32	724	01:17:09	788	05:39:26
744	Brixen Solveig	Blovstrødløverne	01:19:49	798	00:49:21	717	01:02:00	812	01:09:30	713	01:21:00	796	05:41:40
745	Anita Barlien	Viking Atletik 8	01:18:44	790	00:49:58	719	01:00:39	803	01:13:01	725	01:19:20	793	05:41:42
746	Anne Lene Schou Nielsen		01:19:07	792	00:52:33	737	01:02:18	814	01:12:15	723	01:16:17	785	05:42:30
747	Bente Vang		01:19:23	795	00:51:27	729	01:04:37	822	01:13:15	727	01:19:21	794	05:48:03
748	Gitte Pedersen	Team Cro'n (Restaurant Cro'n)	01:20:19	801	00:51:43	731	01:04:08	820	01:13:13	726	01:18:59	790	05:48:22
749	Marie Bergman		01:20:32	802	00:52:27	735	01:03:57	818	01:11:38	721	01:20:53	795	05:49:27
750	Helle Hunter		01:17:13	788	00:50:42	725	01:07:51	829	01:24:22	736	01:09:56	750	05:50:04
751	Britta Lisa Binau		01:19:41	796	00:52:54	738	01:05:20	823	01:14:09	730	01:21:05	797	05:53:09
752	Kristine Nørrekjær	Østkraft	01:18:35	789	00:54:52	743	01:04:33	821	01:15:17	732	01:21:35	798	05:54:52
753	Tina Rytter	Ryslinge	01:21:42	804	00:52:22	733	01:06:03	825	01:11:50	722	01:23:14	800	05:55:11
754	Ineke Van Der Hoek	SV Friesland	01:20:00	800	00:53:19	741	01:06:14	826	01:13:38	729	01:22:23	799	05:55:34
755	Berit Marianne Brogaard	Aarhus 1900	01:20:50	803	00:51:37	730	01:05:36	824	01:13:16	728	01:24:42	801	05:56:01
756	Marit Bjerke	Joggekameratene	01:19:55	799	00:52:58	739	01:06:17	827	01:15:08	731	01:26:16	802	06:00:34
757	Kirsten Grønbech	Viking Atletik 8	01:21:49	805	00:56:01	744	01:08:52	833	01:16:27	733	01:19:20	792	06:02:29
758	Yvonne Nylander		01:35:38	807	00:56:24	746	01:08:37	832	01:23:03	734	01:27:17	804	06:30:59
759	Annette Jørgensen	Sidste løber voksen	01:35:19	806	00:56:08	745	01:08:25	831	01:24:10	735	01:27:05	803	06:31:07

LAURA MARIE JØRGENSEN HULGAARD fra Viking Ateltik runder sidste sving på de 10 km i Rønne i tiden 41:51.

FOTO: KENNETH JENSEN

ALMINDINGSLØBET

19. SEPTEMBER KL. 14:00

Bornholms traditionsbundne motionsarrangement med over 1000 motionsløbere. Løbet afvikles på skovstier i Almindingen - og alle kan være med. Ruten er 8 km. Underlaget er skovstier og lidt asfalt. Ruten er bakket, spændende og en meget stor naturoplevelse. Børne- og ungdomsløb 2,0 km, start klokken 13:00.

www.viking-atletik.dk

BRONZESPONSOR

Nordea

Nordea

2016

25.-29. JULI

www.etape-bornholm.dk

NR.	NAVN	KLUB	1. ETAPE / PLAC.		2. ETAPE / PLAC.		3. ETAPE / PLAC.		4. ETAPE / PLAC.		5. ETAPE / PLAC.		SAMLET
1	William Morwabe	Køge Atletik	00:29:27	1	00:19:05	3	00:23:22	1	00:26:32	1	00:29:49	1	02:08:15
2	Abdi Hakin Ulad	New Balance/Team Kaiser Sport	00:29:28	2	00:19:01	1	00:23:27	2	00:26:56	3	00:29:52	2	02:08:44
3	Haron Kiptoo Sirma		00:29:45	3	00:19:01	2	00:23:30	3	00:26:42	2	00:29:58	3	02:08:56
4	John Kibichy Tanui		00:29:58	4	00:19:07	4	00:23:45	4	00:27:17	4	00:30:03	4	02:10:10
5	Benjamin Tickner	Brighton Phoenix	00:30:21	6	00:19:26	5	00:24:33	5	00:27:36	5	00:30:54	5	02:12:50
6	Linus Rosdal	KFUM Örebro Friidrott	00:31:54	7	00:20:22	9	00:25:28	8	00:28:41	7	00:31:32	6	02:17:57
7	Josh Guilmant	Brighton Phoenix	00:32:11	11	00:20:31	10	00:25:56	11	00:28:43	8	00:31:42	9	02:19:03
8	Joachim Weel Rosbo	New Balance/Team Kaiser Sport	00:32:33	12	00:20:39	11	00:25:24	7	00:28:59	9	00:31:39	7	02:19:14
9	Øystein Mørk	Sportsklubben Kraft	00:32:10	10	00:20:21	8	00:25:43	10	00:29:08	11	00:32:01	10	02:19:23
10	Michael Guldbamse Jeppesen	SAYSKY	00:32:06	9	00:20:18	7	00:25:31	9	00:29:22	12	00:32:39	12	02:19:56
11	Jon Pepper Brighton Phoenix		00:33:11	14	00:20:11	6	00:25:24	6	00:29:01	10	00:32:10	11	02:19:57
12	Anton Rehn Högby IF		00:32:38	13	00:21:35	17	00:25:58	12	00:30:09	13	00:32:55	13	02:23:15
13	Thomas Madsen	Løbeshop.dk	00:33:29	15	00:21:41	20	00:26:38	15	00:30:28	14	00:33:08	14	02:25:24
14	Benjamin Savil	Korsør Atletik og Motion	00:33:31	16	00:21:44	23	00:26:51	16	00:30:41	15	00:33:36	15	02:26:23
15	Endre Wigaard	il i BUL	00:33:49	18	00:21:10	13	00:27:10	17	00:30:53	17	00:34:08	19	02:27:10
16	Bjarke Kobberø	Running26	00:34:02	20	00:21:11	14	00:27:33	20	00:30:52	16	00:34:00	16	02:27:38
17	Kent Nørmark	New Balance/Team Marathon Sport	00:34:08	22	00:21:18	16	00:27:19	19	00:31:01	18	00:34:28	22	02:28:14
18	Asser Jon Nielsen	New Balance/Team Kaiser Sport	00:34:39	26	00:21:41	21	00:27:17	18	00:31:23	19	00:34:09	20	02:29:09
19	Jonas Brandsbjerg	Fremad holbæk	00:34:15	23	00:21:47	24	00:27:54	25	00:31:40	21	00:34:03	18	02:29:39
20	Mads Skaaning	Sparta 1	00:34:30	25	00:22:00	27	00:27:43	21	00:31:49	23	00:34:01	17	02:30:03
21	Jörg Matthe	Team Leipzig	00:35:10	32	00:21:43	22	00:27:51	23	00:31:58	26	00:34:44	24	02:31:26
22	Peter Breiner Nielsen	Nordvestrunning	00:35:44	40	00:21:36	18	00:28:04	27	00:31:50	24	00:34:28	23	02:31:42
23	Keld Christensen	Bo42	00:35:27	35	00:21:49	25	00:28:11	29	00:31:42	22	00:34:45	25	02:31:54
24	Sebastian Aagnes	Bærums Skiklub	00:34:52	29	00:22:07	29	00:27:48	22	00:31:39	20	00:36:00	37	02:32:26
25	Kjetil Andre Bjerkrheim	Multipower Sportsman	00:35:08	31	00:22:01	28	00:28:36	34	00:31:51	25	00:34:54	26	02:32:30
26	Nichlas Kristensen	Viking Atletik 1	00:35:28	36	00:22:35	32	00:28:13	30	00:32:24	30	00:35:46	34	02:34:26
27	Kjetil Havstein	Holstebro Triathlon Klub	00:35:17	34	00:22:27	31	00:28:56	42	00:32:18	29	00:35:33	33	02:34:31
28	Robert Höckerstrand	Goldrunners	00:36:11	50	00:22:52	38	00:28:15	31	00:32:17	28	00:35:17	30	02:34:52
29	Mogens Lund	Viking Atletik 1	00:36:03	47	00:22:37	33	00:28:43	36	00:32:15	27	00:35:15	29	02:34:53
30	Ivan Riise	Sct. Jørgen/Viborg AM	00:35:35	37	00:22:54	40	00:28:43	38	00:32:38	33	00:35:19	31	02:35:09
31	Andreas Dam	AGF Atletik	00:34:51	28	00:21:40	19	00:27:53	24	00:36:01	94	00:35:08	27	02:35:33
32	Børge Leiren	Byåsen IL	00:35:52	42	00:22:21	30	00:28:47	40	00:32:44	35	00:36:03	38	02:35:47
33	Peter Paldan Sørensen	New Balance/Team Kaiser Sport	00:35:44	41	00:23:01	43	00:28:29	33	00:32:38	32	00:36:11	40	02:36:03
34	Emil Lind-Holm		00:35:58	45	00:22:38	34	00:28:43	37	00:33:08	37	00:36:18	42	02:36:45
35	Jannik Lawaetz	Triout.dk - Triatlon kurser	00:35:57	44	00:24:01	74	00:28:49	41	00:32:41	34	00:35:20	32	02:36:48
36	Kenneth Kirkebye	SNIK Atletik	00:35:37	38	00:22:47	36	00:29:11	46	00:33:09	38	00:36:10	39	02:36:54
37	Mogens Kjæmpe Jensen	Runners Corner	00:35:59	46	00:22:57	41	00:28:59	43	00:32:38	31	00:36:23	43	02:36:56
38	Christian Tronnier Kapper	New Balance/Team Marathon Sport	00:34:04	21	00:22:44	35	00:28:26	32	00:34:51	72	00:36:59	55	02:37:04
39	Jakob Vibild	Ravnholt Running	00:36:24	53	00:23:09	47	00:29:05	45	00:33:16	41	00:36:00	36	02:37:54
40	Asbjørn Kofoed Madsen	HOLD FAST	00:37:04	65	00:22:53	39	00:28:45	39	00:33:12	40	00:36:26	44	02:38:20
41	Rasmus Kristensen	Korsør Atletik og Motion	00:36:48	60	00:22:49	37	00:29:22	51	00:33:10	39	00:36:15	41	02:38:24
42	Andreas Mikkelsen	Bo 42	00:36:08	48	00:23:47	65	00:29:27	52	00:33:07	36	00:35:58	35	02:38:27
43	Henrik Nordtorp Jørgensen	New Balance/Team Marathon Sport	00:36:27	55	00:23:01	44	00:29:36	59	00:33:30	44	00:36:42	50	02:39:16
44	Erling Worm	Køge Atletik	00:35:57	43	00:23:27	53	00:29:28	55	00:34:02	55	00:36:27	45	02:39:21
45	Mads Høyer	New Balance/Team Kaiser Sport	00:36:38	57	00:23:27	54	00:29:21	49	00:33:27	43	00:36:51	53	02:39:44
46	Sonni Thelmark	Odense Atletik	00:37:06	66	00:23:10	48	00:29:38	62	00:33:31	46	00:36:34	46	02:39:59
47	Rasmus Sigvardsen	Houlkær Løb & Motion/VEXA	00:36:56	63	00:23:25	52	00:29:35	58	00:33:31	45	00:36:40	49	02:40:07
48	Mikkel Højborg Olsen		00:36:35	56	00:23:38	60	00:29:28	54	00:33:33	48	00:37:08	56	02:40:22
49	Tore Bjerkrheim	Multipower Sportsman	00:37:20	69	00:23:02	45	00:29:43	66	00:33:33	47	00:36:49	52	02:40:27
50	Lasse Hansen		00:37:52	78	00:23:14	49	00:29:21	48	00:33:34	50	00:36:35	47	02:40:36
51	Lars Winther Christensen	Odense Atletik	00:36:47	59	00:23:33	57	00:29:46	67	00:34:01	53	00:36:35	48	02:40:42
52	Espen Wigaard	Oppsal Orientering	00:36:40	58	00:23:41	61	00:29:36	60	00:34:24	63	00:36:58	54	02:41:19
53	Thomas Møller Søndergaard	Aalborg Øst Road Runners Club	00:36:52	61	00:23:45	64	00:29:32	56	00:34:02	54	00:37:13	58	02:41:24
54	Alwin Xander De Vries		00:37:07	67	00:23:05	46	00:29:35	57	00:33:51	52	00:38:11	80	02:41:49
55	Morten Karslen	Sportsklubben Kraft	00:37:34	73	00:23:18	50	00:29:42	64	00:34:13	58	00:37:21	60	02:42:08
56	Tue Søeborg		00:38:18	86	00:23:43	63	00:29:15	47	00:33:34	49	00:37:37	68	02:42:27
57	Michael Bergmann	Aarhus 1900	00:37:46	77	00:23:48	66	00:29:38	61	00:34:28	65	00:37:41	70	02:43:21
58	Chris Wydojnik	Sparta 1	00:37:28	72	00:23:37	59	00:30:05	68	00:34:20	62	00:37:55	76	02:43:25
59	Morten Hjorth Hansen		00:37:54	80	00:23:43	62	00:30:09	70	00:34:20	61	00:37:21	59	02:43:27
60	Dag Arnar Bern	Sportsklubben Kraft	00:37:03	64	00:23:31	56	00:30:55	88	00:34:37	67	00:37:27	63	02:43:33
61	Geir Mathiesen	Sportsklubben Kraft	00:37:21	70	00:23:51	67	00:30:10	71	00:34:32	66	00:37:50	72	02:43:44
62	Jan Aalling	Brørup Løbeklub	00:37:39	76	00:23:59	72	00:30:11	72	00:34:52	73	00:37:32	67	02:44:13
63	Thijs Nijhuis	Viborg AM/Sct. Jørgen/NIKE	00:42:27	222	00:23:53	69	00:29:22	50	00:33:26	42	00:35:11	28	02:44:19
64	Allan Kofoed	Herlevløberne 2	00:37:56	82	00:24:09	77	00:30:12	74	00:34:38	68	00:37:29	66	02:44:24
65	Mads Bak Madsen	Syd-øst for paradis 1	00:38:12	84	00:23:55	71	00:30:06	69	00:34:16	59	00:38:02	78	02:44:31
66	Mickey Haakansson	Fif	00:38:52	95	00:23:52	68	00:30:12	73	00:34:16	60	00:37:37	69	02:44:49
67	Jonas Munk Ejlersen		00:38:42	92	00:23:54	70	00:30:14	75	00:34:09	57	00:37:51	73	02:44:50
68	Emil Skovhøj		00:37:34	74	00:24:40	95	00:30:55	90	00:34:42	69	00:37:27	62	02:45:18
69	Jens Nørremark	Team Hechmann Sport	00:37:37	75	00:24:48	99	00:30:29	79	00:35:00	75	00:37:28	64	02:45:22
70	Laurens De Kroon	NBRO Running / Athliit	00:38:30	88	00:23:31	55	00:30:42	84	00:35:00	76	00:37:53	75	02:45:36
71	Sune Soelberg		00:39:08	103	00:24:14	80	00:30:28	77	00:34:24	64	00:37:23	61	02:45:37
72	Robert Dahl Andersen		00:38:44	93	00:24:22	84	00:31:26	98	00:33:46	51	00:37:28	65	02:45:46
73	Mads Bernhard Nielsen	AimHigh	00:38:57	97	00:24:18	81	00:30:19	76	00:34:09	56	00:38:12	81	02:45:55
74	Morten Hindsø	Færgen	00:37:55	81	00:24:04	76	00:30:44	86	00:35:05	78	00:38:14	83	02:46:02
75	Janne Hyryläinen	Helsingin Jyry	00:37:53	79	00:24:01	75	00:30:41	82	00:35:15	81	00:38:16	84	02:46:06
76	Anders Mikkelsen	Team New Balance	00:37:26	71	00:25:04	103	00:30:43	85	00:35:32	85	00:38:07	79	02:46:52
77	René Falandysz	Syd-øst for paradis 1	00:38:12	83	00:24:14	79	00:30:41	83	00:35:05	77	00:38:40	91	02:46:52
78	Thomas Wriedt	CBS Running Club	00:38:59	98	00:24:41	97	00:30:34	81	00:34:45	70	00:37:57	77	02:46:56

HENRIK THEM fra Sparta er først ud af Hasle. Sidste års nummer to i Etape Bornholm kom i mål på 1. etape i tiden 30.00. FOTO: KENNETH JENSEN

HENRIK BACH spiller med musklerne - og viser overskud midtvejs på 4. etape lige efter Hammershus. Sluttiden for de 8,5 km blev 40:20.

FOTO: KENNETH JENSEN

NR.	NAVN	KLUB	1. ETAPE / PLAC.		2. ETAPE / PLAC.		3. ETAPE / PLAC.		4. ETAPE / PLAC.		5. ETAPE / PLAC.		SAMLET
79	Kevin F. Sørensen	Korsør Atletik og Motion	00:39:02	100	00:24:25	85	00:30:30	80	00:35:07	79	00:38:18	86	02:47:22
80	Jesper Wium Aahøj	Sparta 1	00:38:30	89	00:24:13	78	00:31:26	99	00:35:28	83	00:37:52	74	02:47:29
81	Tore Sten Andersen	Den Store og Den Lille	00:39:31	111	00:24:01	73	00:31:04	92	00:34:50	71	00:38:17	85	02:47:43
82	Lars Wetche	Bagsværd Atletik 1 (mix)	00:38:29	87	00:24:31	89	00:30:51	87	00:35:28	84	00:38:45	92	02:48:04
83	Jesper Pedersen	Team Cro'n (Restaurant Cro'n)	00:38:35	90	00:24:33	90	00:31:14	96	00:35:55	90	00:38:13	82	02:48:30
84	Peter Andersen	Bornholms Brand	00:39:06	102	00:24:50	100	00:31:13	94	00:35:28	82	00:38:55	95	02:49:32
85	Dan Jensen	SØAM	00:39:00	99	00:24:38	93	00:31:14	95	00:35:53	88	00:38:53	94	02:49:38
86	Peter Jensen	SPORTMASTER	00:39:42	114	00:24:26	86	00:31:26	100	00:36:02	97	00:38:27	87	02:50:03
87	Stephan Rølling	Amager atletik club	00:39:16	106	00:24:41	96	00:31:20	97	00:35:53	89	00:38:59	96	02:50:09
88	Eirik Torbergsen	Tromsø Løpeklubb	00:39:22	107	00:24:29	88	00:31:10	93	00:36:22	103	00:39:01	97	02:50:24
89	Anders Christensen	Færgen	00:39:46	116	00:24:18	82	00:31:34	103	00:35:51	87	00:39:03	99	02:50:32
90	Henrik Larsen	Blovstrød Løverne 1	00:38:36	91	00:24:38	92	00:31:37	108	00:36:43	112	00:39:16	103	02:50:50
91	Henrik Dufke	Helsingør Atletik - HIF	00:38:54	96	00:26:51	193	00:31:03	91	00:35:47	86	00:38:34	90	02:51:09
92	Michael Nass Nielsen		00:40:06	127	00:25:14	112	00:31:43	113	00:35:07	80	00:39:03	98	02:51:13
93	Peter Dorow Hansen	Team Hansen	00:39:03	101	00:25:19	117	00:31:49	116	00:36:30	109	00:38:51	93	02:51:32
94	Bjarne E. Oure	JIF	00:39:47	117	00:25:06	105	00:31:34	104	00:35:55	91	00:39:26	108	02:51:48
95	Gorm Strange Nielsen	Bornholms Hospital hold 1	00:39:54	121	00:25:07	106	00:31:32	101	00:35:56	93	00:39:24	107	02:51:53
96	Tommy Ipsen	Coop Bornholm 1	00:39:41	113	00:25:14	113	00:31:36	106	00:36:06	100	00:39:19	106	02:51:56
97	Kristian Kjer Madsen	HOLD FAST	00:39:52	120	00:24:35	91	00:31:37	107	00:36:02	96	00:39:55	119	02:52:01
98	Christian Jensen	Superbrugsen Klemensker	00:39:58	123	00:25:09	108	00:31:42	110	00:36:04	99	00:39:11	102	02:52:04
99	Troels Nysom	NBRO	00:40:41	146	00:25:10	109	00:31:41	109	00:36:02	98	00:39:16	104	02:52:50
100	Bjørn-Harald Garfjell	Sportsklubben Kraft	00:40:00	125	00:25:01	101	00:32:02	124	00:36:23	104	00:39:44	114	02:53:10
101	Kim Lilhammer	Herlevløberne 1	00:39:23	108	00:25:28	124	00:31:44	114	00:36:29	107	00:40:07	125	02:53:11
102	Jens Arne Christiansen	Blovstrød Løverne 1	00:40:09	130	00:25:26	123	00:31:43	112	00:37:01	121	00:39:03	100	02:53:22
103	Michael Hartmann	Brørup Løbeklub	00:39:54	122	00:25:33	128	00:31:53	120	00:36:24	105	00:40:12	131	02:53:56
104	Esben Revsbech		00:40:06	129	00:25:44	132	00:32:19	128	00:36:12	102	00:39:37	111	02:53:58
105	Espen Rude Reedtz		00:40:51	153	00:25:03	102	00:32:02	123	00:36:09	101	00:39:58	121	02:54:03
106	Søren Thorup Eriksen	Kolding Motion / Adidas 24 / C.L. Seifert	00:40:09	131	00:25:29	125	00:31:51	118	00:36:49	117	00:39:45	115	02:54:03
107	Mads Windahl Kofoed		00:41:24	170	00:25:13	111	00:31:51	119	00:36:01	95	00:39:40	113	02:54:09
108	Mikkel Hyldeqvist Jacobsen	Team Haslevej	00:39:59	124	00:26:02	146	00:31:47	115	00:37:07	126	00:39:17	105	02:54:12
109	Svein Arne Sølvberg	Oppegård IL	00:39:49	118	00:25:35	129	00:32:06	126	00:36:51	118	00:39:54	118	02:54:15
110	Claus Lindbjerg	SØAM	00:39:30	110	00:25:44	131	00:32:23	132	00:37:22	139	00:39:27	109	02:54:26
111	Frank Christensen	Kagebo	00:40:17	134	00:25:16	115	00:31:49	117	00:37:09	128	00:40:07	126	02:54:38
112	Carsten Borgen	IK Olympia	00:40:12	132	00:25:08	107	00:32:45	151	00:36:44	113	00:40:08	128	02:54:57
113	Daniel K. Munch	Nylars Plantage	00:40:36	144	00:25:19	116	00:31:54	121	00:36:28	106	00:40:49	148	02:55:06
114	Thomas Dessau		00:40:27	139	00:26:27	164	00:33:14	171	00:35:55	92	00:39:09	101	02:55:12
115	Anders Munk Thuesen		00:39:45	115	00:25:46	134	00:32:26	135	00:37:23	140	00:39:56	120	02:55:16
116	Preben Skovmand	Danfoss Marathon Club	00:39:29	109	00:25:20	118	00:32:00	122	00:37:10	130	00:41:29	176	02:55:28
117	Jimmi Nymann Falk	Holbæk LMK	00:40:25	137	00:25:11	110	00:33:09	166	00:36:48	116	00:40:04	123	02:55:37
118	Henrik Brandt	Blovstrød Løverne 1	00:40:18	135	00:25:23	119	00:32:24	134	00:37:08	127	00:40:26	140	02:55:39
119	Mads Elleby	HOLD FAST	00:40:13	133	00:25:32	127	00:32:20	129	00:38:00	165	00:39:59	122	02:56:04
120	Brian Hildskov Hansen	Køge Atletik	00:40:53	154	00:25:24	122	00:32:20	130	00:36:42	111	00:41:00	158	02:56:19
121	Lars Pedersen		00:40:46	151	00:25:57	143	00:32:30	137	00:37:04	124	00:40:07	127	02:56:24
122	Thomas Hjorth Hansen	Trongårdens IF	00:40:43	147	00:26:03	149	00:32:35	141	00:37:02	122	00:40:06	124	02:56:29
123	Thomas Buch Christensen		00:41:18	167	00:25:48	135	00:31:42	111	00:36:35	110	00:41:09	162	02:56:32
124	Henrik Sall	Team Hechmann Sport	00:40:44	148	00:25:24	121	00:32:37	145	00:38:04	170	00:39:50	117	02:56:39
125	Thomas Jensen		00:41:02	157	00:26:24	160	00:32:07	127	00:37:05	125	00:40:11	130	02:56:49
126	Per Brink	Coop Bornholm 1	00:40:57	155	00:26:03	150	00:32:39	146	00:37:04	123	00:40:11	129	02:56:54
127	Erik Haagensen	Northern Runners	00:40:23	136	00:26:03	148	00:32:36	142	00:36:55	120	00:40:59	156	02:56:56
128	Heine Larsen	ØIF	00:40:26	138	00:25:23	120	00:32:37	144	00:37:20	136	00:41:13	165	02:56:59
129	Kim Rasmussen	TIF	00:40:45	149	00:25:55	141	00:32:31	138	00:37:52	163	00:40:23	139	02:57:26
130	Allan Christensen		00:41:28	173	00:25:45	133	00:32:40	147	00:37:13	133	00:40:22	137	02:57:28
131	Jens Mundeli-Jensen	Sån	00:41:37	180	00:25:43	130	00:32:40	148	00:37:19	135	00:40:18	133	02:57:37
132	Paul Andersen	Bagsværd Atletik 1 (mix)	00:41:04	158	00:25:59	144	00:32:36	143	00:37:11	132	00:40:50	150	02:57:40
133	Mathias Buus-Kofoed	ØB-Atletik	00:40:45	150	00:25:31	126	00:32:46	153	00:37:35	150	00:41:09	164	02:57:46
134	Thoralf Nestler	Team Leipzig	00:40:05	126	00:26:04	152	00:32:57	159	00:38:03	167	00:40:43	146	02:57:52
135	Aage Pedersen		00:42:40	236	00:25:53	137	00:32:23	131	00:36:47	115	00:40:18	134	02:58:01
136	Jan Skaaning	HIF-atletik	00:41:11	164	00:26:06	153	00:32:27	136	00:37:25	141	00:40:52	151	02:58:01
137	Jakob Frederiksen	Degnemoseløberen	00:40:35	143	00:26:01	145	00:32:58	161	00:37:35	149	00:40:53	153	02:58:02
138	Ulf Lundsager Pedersen	Østkraft	00:42:45	243	00:25:52	136	00:32:23	133	00:36:46	114	00:40:22	136	02:58:08
139	Simon Morthorst		00:41:18	166	00:25:53	139	00:32:56	158	00:37:36	151	00:40:52	152	02:58:35
140	Torben Steenberg Nielsen	Vej&Park og anlæg Hold 2	00:40:31	140	00:26:36	174	00:32:43	150	00:38:22	186	00:40:50	149	02:59:02
141	Ole Svendsen		00:41:08	160	00:25:56	142	00:32:58	160	00:37:33	146	00:41:30	177	02:59:05
142	Dan Gilling Brunholt		00:41:53	195	00:26:53	198	00:32:45	152	00:37:09	129	00:40:29	141	02:59:09
143	Kasper Jensen	Viking Atletik 2	00:41:01	156	00:26:28	166	00:32:49	154	00:37:57	164	00:40:56	154	02:59:11
144	Anders Marcher	Coop Bornholm 1	00:41:38	182	00:26:33	171	00:32:50	156	00:38:15	183	00:40:21	135	02:59:37
145	Mads Marholt	Bornholms Hospital hold 1	00:41:48	191	00:25:53	138	00:33:23	176	00:37:22	138	00:41:24	173	02:59:50
146	Søren Pico		00:41:39	183	00:26:04	151	00:32:41	149	00:37:29	144	00:41:59	208	02:59:52
147	Niels Behr	Lejre Tømreren	00:41:15	165	00:26:23	158	00:33:30	184	00:37:45	158	00:41:19	169	03:00:12
148	Søren Pedersen	Esserne	00:42:35	228	00:26:39	176	00:33:05	164	00:37:26	143	00:40:31	142	03:00:16
149	Casper Skov		00:42:05	204	00:26:33	169	00:33:38	194	00:37:37	152	00:40:23	138	03:00:16
150	Morten Munk Ejlersen	Novo Gruppens Løbeklub	00:41:27	171	00:26:19	156	00:33:11	167	00:37:19	134	00:42:01	211	03:00:17
151	Niels-Ulrik Jørgensen	Vej&Park & Anlæg hold 1	00:41:42	186	00:26:32	168	00:33:01	163	00:37:50	160	00:41:14	167	03:00:19
152	Jacob Vejby Grønnegaard		00:42:00	200	00:26:40	179	00:33:17	172	00:37:21	137	00:41:05	160	03:00:23
153	Tony Thordal Sinding	FIF / Triton Tri / Sindingrunning	00:41:30	176	00:27:24	244	00:32:49	155	00:37:31	145	00:41:21	170	03:00:35
154	Lasse Linde Nielsen	FC Meltdown	00:41:28	172	00:26:20	157	00:33:12	169	00:38:44	204	00:41:01	159	03:00:45
155	Nichlas Rønne Dam	Forsvarets Para-Idræt	00:42:32	226	00:26:45	183	00:33:12	168	00:37:43	156	00:40:36	143	03:00:48
156	Snøvsen Stauning	Sankelstøn	00:40:39	145	00:27:34	261	00:33:41	199	00:38:33	192	00:40:39	144	03:01:06



MICHAEL BERGMANN fra Aarhus 1900 måtte lige over 4 minutter pr. km på Dueodde-etapen - og kom i mål på 23:48.

FOTO: KENNETH JENSEN



RASMUS JUULSEN fik bogført 40:07 på 4. etapes 8,5 km.

FOTO: KENNETH JENSEN

SØLVSPONSOR

Coop Bornholm

coop

NR.	NAVN	KLUB	1. ETAPE / PLAC.		2. ETAPE / PLAC.		3. ETAPE / PLAC.		4. ETAPE / PLAC.		5. ETAPE / PLAC.		SAMLET
157	Jannick Engel Alstoft		00:41:56	196	00:27:20	239	00:33:07	165	00:37:42	155	00:41:06	161	03:01:11
158	Jens-Uwe Glander	FHSG Stralsund	00:41:37	179	00:26:40	178	00:33:33	187	00:38:36	195	00:40:58	155	03:01:24
159	Jan Hansen		00:41:21	169	00:26:52	196	00:33:32	186	00:38:13	180	00:41:39	188	03:01:37
160	Morten Bertelsen	Bornholms Hospital hold 1	00:42:12	210	00:27:02	215	00:33:14	170	00:38:00	166	00:41:09	163	03:01:37
161	Bjarne Asbahr	Fjordløberne	00:41:37	178	00:26:33	170	00:33:27	179	00:38:17	185	00:41:45	194	03:01:39
162	Jürgen Krause	Team Leipzig	00:41:09	163	00:26:55	201	00:33:48	211	00:38:35	194	00:41:35	181	03:02:02
163	Lars Degnbol	Monokrom	00:41:36	177	00:26:58	206	00:33:21	174	00:37:45	157	00:42:24	232	03:02:04
164	Claus Munch Jørgensen	Campus Bornholm - herre	00:41:58	198	00:26:35	173	00:33:40	196	00:38:05	171	00:41:52	201	03:02:10
165	John Sørensen	Korsør Atletik og Motion	00:42:46	245	00:26:45	182	00:33:38	193	00:37:46	159	00:41:22	171	03:02:17
166	Nils Nyrup	Blovstrød Løverne 1	00:41:29	174	00:27:07	221	00:33:30	183	00:38:42	203	00:41:29	175	03:02:17
167	Thomas Schärer		00:42:07	207	00:26:03	147	00:33:39	195	00:38:52	211	00:41:40	189	03:02:21
168	Jens Gregersen	Espersen	00:41:50	192	00:26:49	191	00:33:28	180	00:38:08	173	00:42:19	226	03:02:34
169	Kim Nørregaard	Falck	00:42:01	201	00:26:35	172	00:33:37	191	00:38:09	174	00:42:16	224	03:02:38
170	Christian Lalupu	Den Bornholmske Spritfabrik	00:43:21	272	00:26:25	162	00:33:24	178	00:37:52	162	00:41:49	197	03:02:51
171	Frederik Juhl	ASG	00:42:13	212	00:27:07	220	00:33:32	185	00:38:05	172	00:41:56	205	03:02:53
172	Bjarne Hartmann	Brørup løbeklub	00:42:45	244	00:26:47	187	00:33:34	188	00:38:04	169	00:41:51	199	03:03:01
173	Anders Frøhlke		00:42:24	217	00:27:06	219	00:33:29	181	00:38:31	189	00:41:35	180	03:03:05
174	Morten Lavgesen	Adidas 24 / C.L. Seifert	00:40:32	141	00:26:57	204	00:35:25	320	00:39:29	246	00:40:48	147	03:03:11
175	René Ciraklar	IK Hellas	00:42:31	225	00:26:48	188	00:33:44	205	00:38:42	202	00:41:27	174	03:03:12
176	Stefan Andersen		00:42:09	208	00:26:48	189	00:34:40	282	00:38:13	179	00:41:24	172	03:03:14
177	Brian Brix		00:42:32	227	00:27:26	247	00:33:40	198	00:38:10	175	00:41:32	179	03:03:20
178	Holger Kratz	Team Leipzig	00:41:45	189	00:26:44	181	00:33:48	207	00:38:50	208	00:42:14	220	03:03:21
179	Ulrik Romme	Team SPM	00:41:52	193	00:26:54	200	00:34:14	239	00:38:28	187	00:41:57	207	03:03:25
180	John K. Street	Viking Atletik 1	00:42:18	215	00:26:52	195	00:33:37	190	00:38:14	181	00:42:35	248	03:03:36
181	Morten Flotin Jensen	Lars Boss brolægger og Entreprenør	00:41:09	162	00:26:24	159	00:34:34	272	00:38:58	215	00:42:34	246	03:03:39
182	Hc Kongsted	Sparta 3	00:42:42	240	00:26:58	207	00:33:24	177	00:38:12	178	00:42:24	233	03:03:40
183	Aksland Sverre	Stegaberg il.	00:41:30	175	00:26:19	155	00:34:32	269	00:39:35	252	00:41:45	193	03:03:41
184	Jens Rambeck Andersen		00:42:06	206	00:27:01	213	00:34:07	230	00:38:58	214	00:41:48	196	03:04:00
185	Peder Stefansen	Team Møldrup	00:42:28	223	00:26:51	194	00:33:50	214	00:38:51	210	00:42:00	210	03:04:00
186	Simon Skov Holm		00:42:17	214	00:26:57	205	00:34:16	240	00:38:57	213	00:41:37	185	03:04:04
187	Rune Pedersen	Viking Atletik 1	00:41:05	159	00:27:32	258	00:35:27	324	00:37:35	148	00:42:26	237	03:04:05
188	Klaus Jensen	Sportmaster	00:41:58	197	00:26:46	184	00:34:10	235	00:39:12	226	00:42:06	213	03:04:12
189	Jacob Stunt		00:43:33	286	00:26:44	180	00:34:12	237	00:38:31	191	00:41:14	166	03:04:14
190	Ruben Strand	Multipower Sportsman	00:43:26	280	00:27:47	274	00:33:22	175	00:40:04	284	00:39:35	110	03:04:14
191	Simon Lessel		00:42:39	232	00:26:46	186	00:33:47	206	00:38:39	199	00:42:25	234	03:04:16
192	Frank Hansen	Løplabbet Drammen	00:41:40	184	00:27:01	214	00:34:07	229	00:39:13	228	00:42:16	223	03:04:17
193	Henning Steffan Jensen	Sparta 1	00:41:19	168	00:27:36	263	00:34:21	251	00:39:26	244	00:41:42	190	03:04:24
194	Henrik Glimø	Køge Atletik	00:42:37	229	00:26:14	154	00:34:03	225	00:38:45	205	00:42:46	256	03:04:25
195	Søren Nielsen		00:42:15	213	00:27:07	222	00:34:18	242	00:39:11	224	00:41:51	198	03:04:42
196	Flemming Pihl	Vej&Park & Anlæg hold 1	00:41:45	190	00:27:00	210	00:33:59	221	00:39:37	255	00:42:23	229	03:04:44
197	Jesper B. Larsen	Aarhus 1900	00:42:04	202	00:26:49	192	00:34:30	264	00:39:05	220	00:42:22	228	03:04:50
198	Frederik Olesen	Fridolf	00:43:24	278	00:27:00	208	00:34:20	247	00:37:40	153	00:42:30	243	03:04:54
199	Bo Breum	Krarup	00:42:27	220	00:26:36	175	00:34:20	245	00:39:02	218	00:42:33	245	03:04:58
200	Stefan Fyrsterling	Hjulben Runners	00:41:59	199	00:26:28	167	00:33:40	197	00:37:52	161	00:45:00	369	03:04:59
201	Jan Anker Poulsen	Tri Club DK	00:41:37	181	00:27:00	211	00:34:45	289	00:39:29	247	00:42:09	214	03:05:00
202	René Laursen	Viking Atletik 3	00:43:02	255	00:26:57	202	00:33:59	222	00:38:38	198	00:42:39	251	03:05:15
203	Andres Ipsen	SAS	00:43:01	253	00:27:13	230	00:33:48	208	00:38:33	193	00:42:49	258	03:05:24
204	Rune Nisbeth	Fugato hold 1	00:43:48	302	00:27:47	271	00:33:59	223	00:38:16	184	00:41:38	187	03:05:28
205	Mattias Berggren	Hultsfreds LK	00:42:43	241	00:27:18	236	00:33:49	213	00:38:38	197	00:43:01	264	03:05:29
206	Knud Kofoed	Vej&Park & Anlæg hold 1	00:42:48	246	00:26:53	197	00:34:11	236	00:39:22	242	00:42:18	225	03:05:32
207	Kimmi Thorsen	Holbæk LMK	00:43:14	266	00:27:01	212	00:34:18	241	00:38:41	200	00:42:23	230	03:05:37
208	Andre Kramme		00:42:11	209	00:27:20	238	00:34:27	260	00:39:15	233	00:42:24	231	03:05:37
209	Jacob Hansen		00:43:11	262	00:27:08	223	00:34:12	238	00:39:17	235	00:41:54	204	03:05:42
210	Morten Kofoed Jensen	Boss Cykler Balka	00:44:19	326	00:26:53	199	00:34:09	234	00:38:10	176	00:42:14	222	03:05:45
211	Erling Ammentorp	IK Hellas	00:42:51	247	00:28:04	304	00:33:58	220	00:39:10	222	00:41:44	192	03:05:47
212	Simon Strange Thiesen	Vej&Park og anlæg Hold 2	00:41:44	187	00:27:04	217	00:34:25	257	00:40:59	331	00:41:37	186	03:05:49
213	Karl Bad Ass Stenkær		00:42:30	224	00:28:02	299	00:33:37	192	00:39:18	236	00:42:28	238	03:05:55
214	Tobias Rossen		00:42:40	237	00:27:37	264	00:34:23	254	00:39:14	231	00:42:09	215	03:06:03
215	Kristoffer Johansen	Superbrugsen Klemensker	00:43:23	277	00:27:12	227	00:34:20	246	00:39:20	238	00:41:52	200	03:06:07
216	El Perric Mantey	Fugato hold 1	00:43:09	260	00:27:35	262	00:33:42	202	00:39:12	227	00:42:29	241	03:06:07
217	Leon Genet		00:44:18	323	00:26:57	203	00:33:21	173	00:38:12	177	00:43:20	284	03:06:08
218	Daniel Bindslev		00:42:39	233	00:27:25	246	00:33:54	217	00:40:00	277	00:42:11	216	03:06:09
219	Thomas Bagger Jørgensen		00:43:43	297	00:28:02	298	00:33:48	209	00:38:48	207	00:41:54	203	03:06:15
220	Ole Hedegaard Petersen	Viborg AM 1	00:42:27	221	00:28:11	310	00:33:48	210	00:40:01	281	00:41:59	209	03:06:26
221	Rasmus Møller Sørensen		00:43:46	300	00:27:40	268	00:34:21	250	00:39:15	234	00:41:37	184	03:06:39
222	Kasper Lau Larsen		00:44:28	334	00:27:20	240	00:34:04	226	00:38:14	182	00:42:35	249	03:06:41
223	Vitus Kofoed	Færgen	00:42:20	216	00:27:12	226	00:33:44	204	00:39:18	237	00:44:09	325	03:06:43
224	Anders Knudsen	Nielsen & Co	00:42:41	239	00:27:31	255	00:34:31	266	00:39:47	269	00:42:13	218	03:06:43
225	Karl Boe	Aalborg Øst Road Runners Club	00:42:40	234	00:28:03	302	00:33:53	216	00:40:27	305	00:41:43	191	03:06:46
226	Rasmus Søgaard Christensen		00:43:03	256	00:27:16	234	00:33:53	215	00:39:14	232	00:43:24	287	03:06:50
227	Brian Hansen	IF Maersk	00:43:26	281	00:28:02	300	00:34:24	256	00:38:31	190	00:42:30	244	03:06:53
228	Mogens Madsen	HOLD FAST	00:43:05	258	00:26:39	177	00:34:20	249	00:39:42	258	00:43:08	272	03:06:54
229	Kristoffer Munch	Østkraft	00:43:39	294	00:27:56	288	00:34:08	232	00:38:54	212	00:42:28	239	03:07:05
230	Per Cantby	Korsør Atletik og Motion	00:42:51	248	00:26:28	165	00:34:20	248	00:40:00	278	00:43:27	289	03:07:06
231	Søren Pauck Schou	Ramløse	00:43:21	274	00:27:32	257	00:34:29	263	00:38:59	216	00:42:48	257	03:07:09
232	Jesper Christiansen	Aalborg Øst Road Runners Club	00:43:19	270	00:27:38	266	00:33:57	219	00:39:13	230	00:43:03	270	03:07:10
233	Jörn Petersen	Vidar Motion Sønderborg	00:42:38	230	00:27:28	250	00:34:19	244	00:39:22	241	00:43:24	286	03:07:11
234	Joakim Magnusson	Nilivaara IS	00:43:38	291	00:27:43	269	00:34:33	271	00:39:29	245	00:41:54	202	03:07:17

NIKLAS OG MATTIAS KARLSSON fra Degerhamns IF følges ad op til Hammerfyret - ligesom de gjorde på alle de andre etaper.

FOTO: KENNETH JENSEN

PETER CHRISTENSEN fra Team New Balance i skoven. De 7,8 km blev klokket i tiden 53:56.

FOTO: KENNETH JENSEN

BRONZESPONSOR

Polar

POLAR.

LISTEN TO YOUR BODY

CROSS ISLAND BORNHOLM
1/2 MARATHON
FREDAG DEN 25. MARTS 2016

21.097 M
Start: Klokken 10.00, Kunstmuseet i Rø. Mål: Rønne Stadion. Ruten har et fald på 95 m.

10.000 M
Start: Klokken 11.00, Klemensker Brugs. Mål: Rønne Stadion.

TEST FORMEN. Kom ud i foråret. Bornholm – fra nord til syd. Et unikt løb med start på kysten ved Helligdomsklipperne, gennem fantastisk natur, primært på cykel- og skovstier ned til det flade Bornholm....**WWW.CROSSISLAND.DK**

Arrangeret af:

NR.	NAVN	KLUB	1. ETAPE / PLAC.		2. ETAPE / PLAC.		3. ETAPE / PLAC.		4. ETAPE / PLAC.		5. ETAPE / PLAC.		SAMLET
235	Mads Nicolai Mardahl Larsen	Jyllinge Løbeklub	00:44:06	317	00:26:27	163	00:34:22	253	00:39:10	223	00:43:19	280	03:07:24
236	Bent Sortkær	Team Hattrick	00:43:39	292	00:26:46	185	00:34:27	259	00:38:29	188	00:44:06	321	03:07:27
237	Anders Ståhl	Aktivitus Sportsclub	00:44:01	311	00:27:33	260	00:34:02	224	00:39:00	217	00:42:52	261	03:07:28
238	David Oliver		00:43:00	252	00:28:00	296	00:34:40	283	00:39:04	219	00:42:46	255	03:07:30
239	Simon Nyboe		00:43:28	283	00:27:05	218	00:33:57	218	00:39:49	271	00:43:12	276	03:07:31
240	Daniel Sveigaard Schmidt	EVIF	00:42:40	235	00:27:26	248	00:34:31	268	00:39:35	253	00:43:19	281	03:07:31
241	Bennie Nijhuis		00:42:38	231	00:27:56	289	00:34:31	267	00:40:16	296	00:42:14	221	03:07:35
242	Henning Nielsen	1. Flensburger Lauftreff	00:43:45	299	00:28:23	321	00:34:22	252	00:39:09	221	00:42:05	212	03:07:44
243	Nicolai Kofoed	FC Borgen	00:42:43	242	00:27:18	235	00:34:07	231	00:40:08	288	00:43:41	302	03:07:57
244	Gorm Anderen	ASG	00:44:31	338	00:27:10	225	00:34:39	280	00:39:13	229	00:42:25	235	03:07:58
245	Jonathan Fogt Andersen	Vej&Park og anlæg Hold 2	00:44:24	330	00:27:29	252	00:34:45	290	00:39:25	243	00:41:56	206	03:07:59
246	Frans Van Der Zalm		00:43:23	276	00:27:56	290	00:34:29	262	00:39:33	251	00:42:39	252	03:08:00
247	Kristoffer Gunnløgsson		00:42:52	249	00:27:16	233	00:35:12	310	00:40:00	279	00:42:44	254	03:08:04
248	Jakob Bjerregaard	FC Borgen	00:44:13	320	00:27:24	245	00:34:08	233	00:40:25	304	00:42:12	217	03:08:22
249	Henning Biering Nielsen	Århus 1900 AM	00:43:13	265	00:27:28	251	00:34:41	284	00:39:54	276	00:43:22	285	03:08:38
250	Henrik Bayer Elming	AimHigh - mix	00:44:33	339	00:28:14	314	00:34:34	274	00:38:51	209	00:42:28	240	03:08:40
251	Torsten Blumreiter		00:43:10	261	00:27:51	277	00:34:28	261	00:39:39	256	00:43:33	293	03:08:41
252	Julius Kofoed		00:43:47	301	00:28:08	308	00:34:36	275	00:39:52	273	00:42:29	242	03:08:52
253	Casper Alling-Dam	Team Treldal	00:43:39	295	00:28:01	297	00:34:57	298	00:39:47	268	00:42:35	247	03:08:59
254	Søren Hansen		00:44:54	359	00:28:21	318	00:34:37	276	00:38:38	196	00:42:37	250	03:09:07
255	Rasmus Poulmann		00:43:45	298	00:27:31	256	00:34:33	270	00:39:30	248	00:43:50	309	03:09:09
256	Kim Kristensen	Tif	00:44:09	319	00:27:21	241	00:35:00	299	00:39:20	239	00:43:20	283	03:09:10
257	Anders Nielsen	Team Hattrick	00:43:11	263	00:27:23	242	00:35:39	336	00:40:11	292	00:42:52	260	03:09:16
258	Tue Munk Ejlersen	SNIK	00:43:52	304	00:28:26	324	00:34:53	296	00:39:45	264	00:42:26	236	03:09:22
259	Michael Okabjerg Jensen	Nortlander A/S	00:43:04	257	00:27:08	224	00:34:26	258	00:41:25	352	00:43:20	282	03:09:23
260	Michael Frederiksen		00:43:01	254	00:32:31	608	00:33:48	212	00:38:41	201	00:41:37	183	03:09:38
261	Frank Kranker Mikla		00:43:08	259	00:28:14	313	00:34:34	273	00:39:53	275	00:43:51	310	03:09:40
262	Frants Mortensen	Korsør Atletik og Motion	00:43:18	269	00:27:47	273	00:34:42	285	00:39:37	254	00:44:17	333	03:09:41
263	Paul - Martin Friborg	Viborg AM 1	00:43:24	279	00:27:51	278	00:35:14	311	00:40:09	290	00:43:06	271	03:09:44
264	Tomas Frost IFK Skövde		00:42:06	205	00:28:02	301	00:35:05	304	00:40:34	310	00:43:57	316	03:09:44
265	Flemming Mogensen	Vej&Park & Anlæg hold 1	00:43:43	296	00:27:23	243	00:35:10	305	00:39:52	274	00:43:37	299	03:09:45
266	Jacob Jespersen	Freuden und Schmerzen	00:41:44	188	00:27:14	231	00:35:47	346	00:40:02	283	00:45:03	373	03:09:50
267	Peter Bjørn Jensen		00:43:33	287	00:28:22	320	00:34:38	277	00:39:42	259	00:43:45	307	03:10:00
268	Allan Tindø	Viking Atletik 4	00:43:12	264	00:27:56	291	00:35:31	328	00:40:20	302	00:43:01	265	03:10:00
269	Tom Bech Jensen		00:44:01	313	00:27:54	283	00:35:24	316	00:39:45	265	00:43:03	268	03:10:07
270	Mikael Neergaard		00:44:01	314	00:27:54	284	00:35:25	318	00:39:46	266	00:43:03	269	03:10:09
271	Per Nordell	Lag Löp Lagom	00:44:25	333	00:27:52	279	00:35:12	307	00:39:31	250	00:43:15	278	03:10:15
272	Martin Hansen	Svaneke Bryghus	00:43:17	268	00:28:00	295	00:35:05	303	00:40:36	311	00:43:25	288	03:10:23
273	Peter Bødker-Petersen	Odontologisk Løbeklub	00:44:18	325	00:27:00	209	00:34:48	294	00:39:45	263	00:44:44	357	03:10:35
274	Mads J. Brasøygård		00:41:08	161	00:32:22	601	00:39:21	581	00:38:04	168	00:39:46	116	03:10:41
275	Troels Thøgersen	BPI	00:44:17	322	00:27:46	270	00:35:18	313	00:39:44	261	00:43:40	300	03:10:45
276	Mads Jensen	Rønne Revision	00:43:57	310	00:27:52	280	00:35:02	301	00:40:43	316	00:43:15	277	03:10:49
277	Mikkel Buchgreitz		00:42:12	211	00:27:32	259	00:36:30	391	00:40:18	300	00:44:28	341	03:11:00
278	Tommy Hansen		00:43:54	307	00:28:34	332	00:35:26	322	00:40:01	280	00:43:08	273	03:11:03
279	Søren Munkholm		00:44:23	328	00:27:50	276	00:35:12	308	00:40:05	285	00:43:36	295	03:11:06
280	Zbigniew Grudzinski		00:42:41	238	00:28:17	315	00:36:06	370	00:40:53	327	00:43:11	274	03:11:08
281	Søren Sølvsten	SLK	00:44:35	340	00:28:07	305	00:34:46	293	00:40:09	289	00:43:45	305	03:11:22
282	Bo Nyholm Sørensen	Novo	00:44:03	315	00:29:13	369	00:34:44	287	00:39:42	260	00:43:43	303	03:11:25
283	Casper Bock		00:42:55	250	00:28:33	329	00:36:17	379	00:41:00	334	00:42:43	253	03:11:28
284	Mathias Rejkjær Knudsen	Langgarverne	00:45:21	381	00:27:16	232	00:35:27	325	00:39:22	240	00:44:08	323	03:11:34
285	Steen Trier	TimeTribe	00:43:22	275	00:28:18	316	00:35:42	339	00:40:45	319	00:43:30	292	03:11:37
286	Otto Larsson	Ryssbergets IK	00:43:52	305	00:29:19	378	00:34:30	265	00:40:59	332	00:43:02	267	03:11:42
287	Nicolai Dyhr	HORTEN	00:44:30	336	00:27:47	272	00:35:26	321	00:40:27	306	00:43:45	306	03:11:55
288	Mads Krogh Hansen	Østkraft	00:44:29	335	00:28:12	311	00:34:45	291	00:40:11	293	00:44:28	342	03:12:05
289	Tobias Engqvist		00:43:27	282	00:27:53	281	00:34:46	292	00:39:44	262	00:46:15	447	03:12:05
290	Niels Kofoed		00:43:55	308	00:27:54	282	00:35:58	359	00:40:52	326	00:43:28	291	03:12:07
291	Jon Olav Røsbjørgen	Klæbu løpeklubb	00:45:31	393	00:28:29	327	00:36:53	414	00:39:11	225	00:42:13	219	03:12:17
292	Kim Eg Thygesen	Veteranhjemmet København	00:43:29	285	00:27:55	287	00:35:12	309	00:40:38	312	00:45:06	376	03:12:20
293	Pelle Munch-Petersen	Krølle Bølles Bentøj	00:44:43	348	00:28:07	306	00:35:37	333	00:40:06	286	00:44:01	318	03:12:34
294	Rasmus Misfeldt		00:44:25	332	00:28:45	345	00:35:03	302	00:39:48	270	00:44:47	363	03:12:48
295	Jakob Storm	Viking Atletik 3	00:44:36	341	00:27:55	285	00:35:38	334	00:40:10	291	00:44:32	345	03:12:51
296	Mikkel Stenbye		00:44:19	327	00:28:07	307	00:35:30	327	00:40:29	307	00:44:29	343	03:12:54

DENNIS TANGE fra MASK (Mandlige Sygeplejersker) 'lufter ud', da han kommer i mål i Almindingen på 3. etape.

FOTO: KENNETH JENSEN

DAG ARNAR BERG fra norske Sportsklubben Kraft når fyret på Hammerknuden i tiden 34:37.

FOTO: KENNETH JENSEN

MÆND, DER HAR FULDFØRT ALLE 22 ÅR / MEN COMPLETED ALL 22 YEARS

	NAVN	1994	1995	1996	1997	1998	1999	2000	2001	2002	2003	2004	2005	2006
1	Keld Christensen, Amager AC	2:20:11	2:20:50	2:21:15	2:22:28	2:22:20	2:21:23	2:22:27	2:26:42	2:22:59	2:28:07	2:25:31	2:28:36	2:31:21
2	Allan Arndal, Sparta	2:46:32	2:43:45	2:34:40	2:41:38	2:36:50	2:40:01	2:49:31	3:00:56	2:56:56	2:53:21	2:54:13	2:59:40	3:02:36
3	Egon Erlandsen, KIK	3:19:56	3:10:31	3:07:38	3:11:57	3:16:03	3:22:13	3:27:20	3:31:56	3:25:40	3:44:45	3:36:09	3:39:16	3:58:29
4	Erwin Hansen, Viking Atletik	3:13:26	3:21:38	3:10:54	3:18:46	3:39:40	3:53:23	4:38:37	3:55:11	3:22:44	3:29:54	3:26:52	3:36:32	3:50:32

NR.	NAVN	KLUB	1. ETAPE / PLAC.		2. ETAPE / PLAC.		3. ETAPE / PLAC.		4. ETAPE / PLAC.		5. ETAPE / PLAC.		SAMLET
297	Kasper Sten Hansen	Odontologisk Løbeklub	00:44:51	356	00:28:00	294	00:35:01	300	00:40:18	298	00:44:45	360	03:12:55
298	Henrik Bach		00:44:04	316	00:27:27	249	00:37:37	461	00:40:20	301	00:43:33	294	03:13:01
299	Anders Kjempff		00:45:04	366	00:27:30	254	00:36:01	364	00:41:14	342	00:43:18	279	03:13:07
300	Christian Matzen		00:43:51	303	00:29:26	385	00:35:44	342	00:40:31	309	00:44:01	319	03:13:33
301	Bo Ørbjerg	Ole Ørbjergs Fodatleter	00:44:37	343	00:28:34	331	00:35:50	349	00:40:41	315	00:43:55	315	03:13:37
302	Jonas Ørneborg		00:43:34	289	00:28:24	323	00:35:38	335	00:41:57	374	00:44:08	324	03:13:41
303	Andreas Hedlund Møller		00:44:43	349	00:27:39	267	00:35:26	323	00:39:31	249	00:46:36	465	03:13:55
304	Peder Andreasen	Viking Atletik 4	00:42:58	251	00:28:50	354	00:35:54	352	00:42:27	396	00:43:53	313	03:14:02
305	Kim Clausen		00:44:17	321	00:28:31	328	00:35:37	332	00:42:06	378	00:43:36	296	03:14:07
306	Steffen Anker		00:44:57	362	00:28:20	317	00:36:19	380	00:40:22	303	00:44:10	326	03:14:08
307	Michael Sorth	Vej&Park & Anlæg hold 1	00:44:01	312	00:28:04	303	00:35:44	341	00:41:17	344	00:45:08	380	03:14:14
308	Mads Bach Frederiksen	MASK	00:44:25	331	00:27:55	286	00:35:46	345	00:40:56	328	00:45:13	384	03:14:15
309	Brian Hougaard Jørgensen		00:44:23	329	00:28:00	293	00:35:23	315	00:41:28	354	00:45:11	381	03:14:25
310	Kenneth Legér	GHR - Forsvaret	00:44:58	363	00:28:08	309	00:35:57	355	00:41:12	338	00:44:16	331	03:14:31
311	Jonas Roland Jacobsson	Sportsklubben Kraft	00:45:50	407	00:28:21	319	00:36:08	371	00:40:46	320	00:43:37	297	03:14:42
312	Carsten Wattenberg	TV Lemgo	00:45:08	370	00:28:44	344	00:36:24	387	00:41:00	333	00:43:37	298	03:14:53
313	Jeppe Munk Thuesen		00:43:39	293	00:29:56	418	00:36:03	366	00:40:39	313	00:44:44	355	03:15:01
314	Michael Klitten-Jacobsen		00:45:24	387	00:28:45	346	00:35:24	317	00:41:40	362	00:43:52	311	03:15:05
315	Hasse Valdemar		00:45:21	382	00:28:28	326	00:35:42	338	00:41:02	335	00:44:34	348	03:15:07
316	Ole Tharaldsen	FIF	00:44:51	357	00:28:37	338	00:36:03	365	00:41:18	345	00:44:28	340	03:15:17
317	Jakob Vestergaard	Bornholms Mosteri	00:42:26	219	00:29:30	391	00:33:42	201	00:43:14	441	00:46:26	454	03:15:18
318	Jakob Juulsen		00:44:41	345	00:27:56	292	00:36:24	385	00:42:07	380	00:44:12	329	03:15:20
319	Eigil Lundsager Giselsson		00:45:07	369	00:28:39	339	00:36:41	401	00:40:49	321	00:44:12	328	03:15:28
320	Sebastian Hull Hartmann	Brørup løbeklub	00:44:49	352	00:27:49	275	00:36:41	402	00:44:24	502	00:41:46	195	03:15:29
321	Kjell Bramsiepe	SGW Hamburg	00:44:07	318	00:29:07	366	00:36:04	367	00:41:08	337	00:45:14	386	03:15:40
322	Allan Sørensen		00:44:37	342	00:28:42	341	00:36:05	369	00:41:07	336	00:45:12	382	03:15:43
323	Anders Nielsen	Færgen	00:45:33	394	00:28:42	340	00:35:51	350	00:40:59	330	00:44:38	352	03:15:43
324	Henrik Mønsted Larsen		00:45:25	389	00:28:55	357	00:35:39	337	00:40:40	314	00:45:12	383	03:15:51
325	Bjarke Brandt Hansen	Svaneke Bryghus	00:45:12	373	00:28:48	351	00:36:40	399	00:41:16	343	00:43:59	317	03:15:55
326	Poul Henning Sørensen	BVI	00:45:22	384	00:28:43	342	00:36:09	373	00:40:58	329	00:44:49	366	03:16:01
327	Rasmus Juulsen		00:45:40	400	00:29:31	392	00:36:21	383	00:40:07	287	00:44:24	336	03:16:03
328	Erik Wilms Raun		00:45:23	386	00:28:46	347	00:35:55	353	00:41:22	350	00:44:48	365	03:16:14
329	Jesper Sørensen	MASK	00:46:16	424	00:28:37	336	00:35:45	343	00:40:50	322	00:45:14	385	03:16:42
330	Christian Hartwigsson		00:46:23	433	00:29:01	362	00:36:15	376	00:40:45	317	00:44:23	335	03:16:47
331	Morten Happel		00:45:43	402	00:28:47	349	00:36:31	392	00:41:35	357	00:44:12	327	03:16:48
332	Jesper Halding	Puls 3060	00:43:55	309	00:29:43	403	00:36:01	362	00:41:57	372	00:45:16	389	03:16:52
333	Patrick Ambrosen		00:46:00	415	00:28:27	325	00:35:33	329	00:41:14	341	00:45:39	410	03:16:53
334	Simon Thaysen		00:46:18	427	00:28:37	337	00:36:13	374	00:41:28	353	00:44:17	334	03:16:53
335	Claus Kristensen		00:45:14	374	00:29:26	384	00:36:19	381	00:41:20	347	00:44:34	347	03:16:53
336	Flemming Munch Hansen	Campus Bornholm	00:45:38	398	00:28:13	312	00:36:00	361	00:40:52	325	00:46:11	443	03:16:54
337	Vitus Mathiasen	Mathiasen	00:44:40	344	00:29:25	382	00:36:52	411	00:41:30	355	00:44:42	354	03:17:09
338	Jeppe Brask-Rasmussen		00:45:56	411	00:29:29	389	00:35:57	358	00:41:52	366	00:44:15	330	03:17:29
339	Leif Nielsen	Snik	00:46:17	426	00:28:58	360	00:37:00	418	00:41:19	346	00:44:02	320	03:17:36
340	Daniel Nuñez		00:45:20	380	00:30:35	453	00:36:36	396	00:40:16	297	00:44:57	368	03:17:44
341	Martin Lyth	Svaneke Bryghus	00:45:09	371	00:27:13	229	00:34:55	297	00:40:11	294	00:50:18	654	03:17:46
342	Brian Olsen	Team Ødammen	00:45:24	388	00:28:49	352	00:37:00	419	00:41:12	339	00:45:27	402	03:17:52
343	Karsten Rossing Mogensen	Fugato hold 1	00:46:29	440	00:29:14	372	00:35:25	319	00:42:18	389	00:44:37	351	03:18:03
344	Jacob Ibing	New Balance/Team Marathon Sport	00:45:15	376	00:28:56	359	00:36:35	395	00:42:21	391	00:45:05	375	03:18:12
345	Ejvind Andersen	New Balance/Team Marathon Sport	00:45:15	375	00:29:06	364	00:36:34	393	00:42:20	390	00:45:05	374	03:18:20
346	Niklas Welander	Örkelljunga FK	00:45:04	367	00:29:17	375	00:36:45	405	00:41:57	373	00:45:41	413	03:18:44
347	Emil Lund Lystbæk		00:45:10	372	00:31:52	560	00:37:32	457	00:40:18	299	00:43:54	314	03:18:46
348	René Petersen	Frederikssund Triathlon Klub	00:45:28	391	00:29:31	393	00:35:48	347	00:42:25	395	00:45:40	412	03:18:52
349	Peter Faurholt Kroer		00:46:01	417	00:29:20	379	00:36:38	397	00:42:13	387	00:44:44	356	03:18:56
350	Peter Munch	Team JENSEN Danmark A/S	00:46:38	446	00:29:44	404	00:36:19	382	00:41:37	359	00:44:46	362	03:19:04
351	Peter Lund		00:45:51	408	00:29:59	420	00:37:39	468	00:41:13	340	00:44:29	344	03:19:11
352	Carsten Lausen		00:44:51	355	00:29:55	417	00:36:55	415	00:43:05	432	00:44:27	338	03:19:13
353	Nicolai Hjorth Hansen	Syd-øst for paradis 1	00:46:55	462	00:29:08	367	00:36:53	412	00:41:24	351	00:45:00	370	03:19:20
354	Mogens Jessen	Strandløberne	00:46:00	416	00:29:30	390	00:36:44	404	00:41:54	371	00:45:23	396	03:19:31
355	Allan Arndal	Sparta 2	00:44:45	350	00:29:49	410	00:37:22	445	00:42:36	406	00:45:06	377	03:19:38
356	Jesper Wismann	VEPI	00:46:02	418	00:29:34	396	00:36:14	375	00:41:39	361	00:46:15	446	03:19:44
357	Marius Lundberg		00:46:46	453	00:28:44	343	00:35:52	351	00:41:33	356	00:46:52	474	03:19:47
358	Kim Larsen	ØB	00:44:41	347	00:29:17	374	00:36:17	378	00:41:53	367	00:47:45	517	03:19:53

2007	2008	2009	2010	2011	2012	2013	2014	2015	TOTAL
2:26:41	2:27:14	2:27:11	2:22:27	2:23:46	2:29:00	2:27:22	2:39:57	2:31:54	53:29:42
3:35:28	3:02:32	3:13:50	3:03:17	3:04:38	3:04:30	3:06:18	3:10:15	3:19:38	65:21:05
3:48:52	3:55:23	4:57:26	4:05:40	4:23:57	4:18:43	4:26:42	4:27:47	4:58:58	84:15:21
3:39:40	3:37:33	3:49:15	5:16:21	4:12:49	4:13:36	4:12:10	4:06:24	4:18:14	84:24:11

ABDI HAKIN ULAD fra New Balance/Team Kaiser Sport - årets nummer to viser tænder. På den hårde og bakkede tur lykkedes det ham at holde 3 minutter pr. km.

FLERE BILLEDER : WWW.KORTLINK.DK/EQ94 / FOTO: KENNETH JENSEN

VILD EFTERÅRSFERIE 2016

TRE LØB 17-18-19. OKTOBER

Viking Atletik indbyder til motionsløb for alle - tre forskellige steder på Bornholm, tre meget forskellige løb.
Mandag den 12. oktober kl. 14:00 i Gudhjem. Ruten er kun på 2 km, så alle børn og unge kan være med. Kom og oplev Bornholms mest idylliske by i efterårsferien og se de mange sjove udstillinger og tiltag, som Gudhjem by og eventgruppe har lavet. **Tirsdag** den 13. oktober kl. 14:00 i Hasle. Ruterne er de samme som bruges til Etape Bornholm. Altså en præcis 10 km. for dem der har lyst og en kort rute på 3,4 km. Løbet afvikles i samarbejde med Hasle By og erhvervsgruppe som et led i byens børnefestival. **Onsdag** den 14. oktober kl. 19:00 i Rønne. Halloween/nat løb for børn og voksne. Løbet afvikles med start på Rønne Torv. Der løbes i gågaden, den gamle bydel og gennem smalle passager og bygninger. 2,5 eller 5 km hvor alle kan deltage. Du løber 1 eller 2 runder. Underlaget er varieret med fortove, brosten og asfalt. Der løbes gennem bygninger. **www**.viking-atletik.dk

BRONZESPONSOR

Team Bornholm

TEAM BORNHOLM
Det bli'r en god ferie!

NR.	NAVN	KLUB	1. ETAPE / PLAC.		2. ETAPE / PLAC.		3. ETAPE / PLAC.		4. ETAPE / PLAC.		5. ETAPE / PLAC.		SAMLET
359	Thomas Nielsen	Holbæk Imk/ Hattrick	00:45:37	396	00:28:55	358	00:37:31	455	00:42:06	379	00:45:47	418	03:19:56
360	Lars Boss	Brolægger & entreprenør Lars Boss	00:47:10	478	00:29:11	368	00:37:41	471	00:42:03	376	00:43:52	312	03:19:57
361	Jacob Petersen	Coop Bornholm 3	00:45:36	395	00:30:52	473	00:37:35	460	00:42:32	400	00:43:27	290	03:20:02
362	Mikkel Olesen	Fridolf	00:46:54	461	00:29:14	371	00:37:40	470	00:40:30	308	00:45:49	420	03:20:07
363	Louis Philip Kirkovics Philipsen	Roskilde Motion	00:47:14	482	00:28:47	348	00:37:07	425	00:41:40	363	00:45:21	392	03:20:09
364	Søren Traberg	Herlevløberne 1	00:45:44	404	00:28:34	330	00:37:06	424	00:42:39	408	00:46:10	440	03:20:13
365	Heinrich Iversen		00:46:21	430	00:29:55	416	00:36:59	416	00:41:39	360	00:45:32	405	03:20:26
366	Per Brandt Rasmussen	Team JENSEN Danmark A/S	00:45:28	390	00:30:01	422	00:37:02	422	00:42:56	424	00:45:01	372	03:20:28
367	William Koch	Fugato hold 1	00:46:12	423	00:29:36	397	00:36:39	398	00:43:05	431	00:45:00	371	03:20:32
368	Niels-Jørn Munch	Allinge Sandvg Gymnastikforening	00:46:26	436	00:29:46	406	00:36:26	388	00:43:11	438	00:44:47	364	03:20:36
369	Erik Sørensen	Thorning Skovløberlaug	00:45:02	364	00:30:16	435	00:37:02	421	00:42:51	420	00:45:33	407	03:20:44
370	Jørn Peter Koefoed	Vej&Park & Anlæg hold 1	00:45:04	365	00:30:00	421	00:36:42	403	00:42:45	413	00:46:19	449	03:20:50
371	Lauge Koch Olsen	Team JENSEN Danmark A/S	00:43:52	306	00:27:13	228	00:34:38	279	00:45:51	576	00:49:21	595	03:20:55
372	Mathias Nørby Nielsen		00:51:37	704	00:31:01	490	00:35:11	306	00:40:15	295	00:42:53	262	03:20:57
373	Steffen Mauritsen	Fl. Svendsen VVS	00:46:27	438	00:30:13	430	00:37:09	427	00:41:54	370	00:45:25	401	03:21:08
374	Niels Christian Gammelager	Team Treldal	00:47:42	508	00:29:26	383	00:36:49	409	00:42:41	409	00:44:33	346	03:21:11
375	Jesper Simonsen		00:47:41	507	00:28:36	335	00:38:20	514	00:42:12	385	00:44:24	337	03:21:13
376	Michael Munch	Nylars Plantage	00:48:02	529	00:28:59	361	00:36:23	384	00:41:49	365	00:46:05	437	03:21:18
377	Tomas Klement		00:45:37	397	00:29:38	398	00:36:29	390	00:43:19	447	00:46:15	445	03:21:18
378	Søren Buhl	Campus Bornholm - herre	00:45:55	410	00:29:51	412	00:37:20	441	00:42:28	397	00:45:55	426	03:21:29
379	Ronni Tino Pedersen		00:46:25	434	00:29:28	388	00:37:09	428	00:42:34	401	00:45:56	427	03:21:32
380	Bjørn Gulliksen	Løplabbet Sandvika	00:46:07	421	00:29:41	402	00:37:20	443	00:43:01	428	00:45:35	408	03:21:44
381	Lennart Linnemann	Bornholms Mosteri	00:46:40	449	00:29:45	405	00:37:11	430	00:42:09	381	00:46:00	431	03:21:45
382	Peter Kofod Bentsen	Team Perlan	00:46:16	425	00:29:28	387	00:37:20	442	00:43:31	460	00:45:18	390	03:21:53
383	Benny Holm	Bornholms Brand	00:45:21	383	00:28:51	356	00:36:49	407	00:42:24	394	00:48:36	558	03:22:01
384	Frank Krogh Hansen	Rønne Privatskole	00:46:53	459	00:29:38	399	00:37:21	444	00:42:10	383	00:46:03	434	03:22:05
385	Martin Lauritsen	Aarhus 1900 A/M	00:45:58	413	00:30:15	433	00:37:43	475	00:43:46	474	00:44:27	339	03:22:09
386	Andreas Clement Kofod		00:45:59	414	00:29:41	400	00:37:58	480	00:42:23	393	00:46:11	441	03:22:12
387	Tobias Kaplan Kofod	Vej&Park og anlæg Hold 2	00:47:01	469	00:29:17	373	00:37:41	473	00:42:13	388	00:46:07	438	03:22:19
388	Mike Lilhammer	Herlevløberne 2	00:46:31	441	00:29:19	377	00:38:25	519	00:42:06	377	00:46:02	433	03:22:23
389	Martin Vesterberg	Bornholms Brand	00:46:06	420	00:29:21	380	00:37:39	467	00:43:25	452	00:45:52	424	03:22:23
390	Kaj Gross		00:45:31	392	00:30:42	460	00:37:19	440	00:42:47	414	00:46:12	444	03:22:31
391	Ove Rasmussen	Dalbyløberne	00:46:26	437	00:29:26	386	00:37:12	432	00:43:52	479	00:45:36	409	03:22:32
392	Claus Heiberg Christensen	Dansk Epilepsiforening	00:45:45	405	00:30:58	483	00:37:39	465	00:42:32	399	00:45:45	416	03:22:39
393	Lars Norddal	Stevns Løbeklub	00:46:42	450	00:29:57	419	00:38:06	488	00:43:06	434	00:44:54	367	03:22:45
394	Anders Ødegaard		00:45:55	409	00:30:18	440	00:37:19	438	00:43:19	448	00:45:55	425	03:22:46
395	John Østergaard Madsen		00:46:18	428	00:30:55	477	00:37:30	453	00:41:36	358	00:46:30	459	03:22:49
396	Jonathan Findalen		00:48:47	573	00:30:45	463	00:37:29	452	00:40:45	318	00:45:07	378	03:22:53
397	Robert Jakobsen		00:45:23	385	00:30:38	454	00:37:39	466	00:42:42	411	00:46:33	460	03:22:55
398	Poul Rasmussen	Team Cro'n (Restaurant Cro'n)	00:47:11	480	00:30:09	428	00:37:30	454	00:42:10	384	00:46:01	432	03:23:01
399	John Bentzon	Aarhus 1900 A/M	00:46:43	451	00:29:47	408	00:37:35	459	00:42:35	403	00:46:29	457	03:23:09
400	Henning Rix	L'TUR Runners	00:47:11	479	00:30:30	452	00:37:41	472	00:42:42	412	00:45:15	387	03:23:19
401	Sten Schmidt	Schmidt family	00:47:00	466	00:30:17	438	00:37:19	439	00:43:18	446	00:45:32	406	03:23:26
402	B. Risum	A&B	00:46:52	457	00:30:21	445	00:37:38	464	00:42:48	416	00:45:48	419	03:23:27
403	Hans Bruun-Jensen	Holbæk LMK/ Team Bruun	00:45:44	403	00:29:48	409	00:37:17	436	00:43:17	444	00:47:34	505	03:23:40
404	Emil Hur Laursen		00:48:18	540	00:29:31	394	00:37:38	463	00:41:41	364	00:46:36	464	03:23:44
405	Stig Jensen	HSOK	00:45:38	399	00:30:15	432	00:37:59	481	00:43:38	467	00:46:21	451	03:23:51
406	Mark Ringe Ibsen		00:47:21	485	00:31:02	492	00:37:01	420	00:42:57	425	00:45:31	403	03:23:52
407	Thomas Jørgensen		00:47:00	468	00:30:19	442	00:37:53	477	00:42:57	426	00:45:44	415	03:23:53
408	Mads Jensen	Superbrugsen Klemensker	00:47:56	520	00:29:22	381	00:37:28	449	00:42:21	392	00:46:47	471	03:23:54
409	Per Olav Lande	JOGGEKAMERATENE NORGE	00:47:10	477	00:30:25	447	00:37:17	437	00:42:36	407	00:46:35	462	03:24:03
410	Daniel Erik Larsen		00:46:50	456	00:31:43	549	00:37:17	435	00:43:14	440	00:45:07	379	03:24:11
411	Jens Rasmussen	BPI	00:47:36	501	00:31:03	497	00:36:53	413	00:43:26	453	00:45:22	394	03:24:20
412	Lars Nielsen		00:47:10	476	00:29:54	415	00:37:16	434	00:43:17	445	00:46:55	475	03:24:32
413	René Petersen	Rødovre AC	00:46:38	447	00:30:47	469	00:37:29	450	00:43:09	437	00:46:30	458	03:24:33
414	Andreas Brasen	Fremad Holbæk	00:49:35	616	00:28:50	353	00:37:04	423	00:41:21	348	00:47:50	522	03:24:40
415	Oliver Olsson		00:50:23	650	00:28:51	355	00:36:50	410	00:42:49	417	00:45:50	421	03:24:43
416	Brian T. W. Andersen		00:47:35	499	00:30:45	465	00:37:37	462	00:42:31	398	00:46:29	456	03:24:57
417	John Nielsen	Bagsværd Atletik Club	00:47:50	515	00:32:51	634	00:36:48	406	00:42:10	382	00:45:23	397	03:25:02
418	Poul Mølgaard Svendsen		00:48:53	580	00:30:07	425	00:37:23	446	00:42:35	402	00:46:05	436	03:25:03
419	Mikkel Nymark Christensen	Evers Entreprise ApS	00:47:27	488	00:29:47	407	00:37:11	431	00:43:56	483	00:46:47	470	03:25:08
420	Claus Frederiksen		00:45:58	412	00:30:08	426	00:37:47	476	00:43:59	485	00:47:16	491	03:25:08
421	Mads Thøgersen		00:48:23	548	00:31:03	499	00:37:25	448	00:42:48	415	00:45:31	404	03:25:10
422	Ole Taarnmark	Greve Trim	00:50:47	666	00:28:47	350	00:36:40	400	00:42:53	421	00:46:16	448	03:25:23
423	Povl Holm	Rønne Badminton Klub	00:46:47	455	00:31:21	522	00:38:17	509	00:43:03	430	00:45:57	428	03:25:25
424	Henrik Kofoed	Campus Bornholm - herre	00:47:01	470	00:30:17	437	00:38:09	493	00:43:15	443	00:46:44	469	03:25:26
425	Thomas Christensen		00:46:38	448	00:29:41	401	00:38:36	533	00:43:48	476	00:46:43	468	03:25:26
426	Martin Brandt	Rønne Revision	00:47:00	467	00:31:08	505	00:38:06	489	00:43:26	454	00:45:52	423	03:25:32
427	Glenn Nass Nielsen		00:48:06	533	00:31:02	493	00:38:15	505	00:42:42	410	00:45:39	411	03:25:44
428	Finn Søndergård	Sønder	00:46:54	460	00:31:13	512	00:38:06	490	00:43:53	480	00:45:46	417	03:25:52
429	Erik Christensen	Rødovre AC	00:46:21	432	00:30:52	472	00:38:10	495	00:43:28	457	00:47:02	481	03:25:53
430	Carsten Woss Clemmensen	Herlevløberne 2	00:46:36	444	00:30:28	449	00:37:29	451	00:43:35	464	00:47:51	523	03:25:59
431	Christian Ulrik		00:47:10	472	00:31:03	496	00:38:40	538	00:43:26	455	00:45:42	414	03:26:01
432	Sune Hedegaard	Brøndby Triathlon Club	00:47:40	505	00:30:03	423	00:38:28	524	00:43:44	472	00:46:11	442	03:26:06
433	Kim Thomas Petersen		00:47:10	473	00:30:05	424	00:38:21	517	00:43:27	456	00:47:03	482	03:26:06
434	Morten Lund Westerdahl		00:50:37	664	00:29:14	370	00:38:07	491	00:43:02	429	00:45:22	393	03:26:22
435	Thomas Mørch	Blovstrød Løverne	00:46:47	454	00:31:09	508	00:38:27	523	00:43:06	435	00:46:55	476	03:26:24
436	Henrik Holm Sandbye	Sandbye Entertainment	00:46:57	465	00:29:51	411	00:38:15	503	00:44:03	490	00:47:19	493	03:26:25

THOMAS JENSEN tester sandet i Dueodde. Thomas 'overlevede 2. etape i tiden 26:24.

FOTO: KENNETH JENSEN

HENRIK ESPERSEN fra Viking Atletik fokuserer og kommer i mål lige under 52 minutter på den afslutende 10 km i Rønne.

FOTO: KENNETH JENSEN

NR.	NAVN	KLUB	1. ETAPE / PLAC.		2. ETAPE / PLAC.		3. ETAPE / PLAC.		4. ETAPE / PLAC.		5. ETAPE / PLAC.		SAMLET
437	Morten Rønn		00:48:32	559	00:30:13	431	00:38:13	501	00:43:33	462	00:45:59	429	03:26:30
438	Rasmus Hansen	Onsdagssneglene	00:47:10	474	00:30:54	475	00:37:15	433	00:44:12	495	00:47:00	479	03:26:31
439	Poul Wett Andersen	Aarhus 1900	00:47:21	483	00:29:31	395	00:36:24	386	00:46:52	627	00:46:25	453	03:26:33
440	Christian Faurholdt Jeppesen	The Nurchers	00:46:21	431	00:30:09	427	00:37:24	447	00:42:36	405	00:50:03	641	03:26:33
441	Hans-Åge Mortensen	Campus Bornholm - herre	00:46:02	419	00:31:03	500	00:39:03	565	00:43:39	468	00:47:06	484	03:26:53
442	Gerfried Bruessow	Motor Wolgast	00:45:05	368	00:26:25	161	00:36:27	389	00:44:58	533	00:54:10	811	03:27:05
443	Joakim Lytje		00:47:13	481	00:30:25	448	00:38:26	522	00:43:24	451	00:47:44	514	03:27:12
444	Luis Jose Hernandez Jensen	jyllinge løbeklub	00:48:34	561	00:30:59	484	00:37:42	474	00:43:38	466	00:46:24	452	03:27:17
445	Erik Jørgensen	Team Thorning sundhedscenteret	00:46:44	452	00:31:21	523	00:38:34	531	00:43:48	475	00:46:50	473	03:27:17
446	Jens Jacobsen	østbirk	00:47:28	490	00:31:09	509	00:38:21	515	00:43:55	481	00:46:33	461	03:27:26
447	Micki Olsson		00:47:54	517	00:30:47	470	00:38:13	499	00:43:44	473	00:47:00	478	03:27:38
448	Martin Pihl Sode	Viking Atletik 4	00:47:27	489	00:31:20	521	00:38:15	504	00:43:22	449	00:47:32	503	03:27:56
449	Jack Johansen		00:48:38	565	00:31:05	501	00:38:02	486	00:42:51	419	00:47:21	496	03:27:57
450	Jesper Lund	Fugato hold 2	00:48:32	558	00:29:51	413	00:38:13	500	00:43:51	478	00:47:31	502	03:27:58
451	Niels Christensen		00:48:36	563	00:31:50	557	00:38:41	540	00:42:36	404	00:46:19	450	03:28:02
452	Kenneth Hostrup Sahlberg	Hostrup Sahlberg	00:47:45	510	00:31:02	495	00:38:26	520	00:44:54	525	00:46:04	435	03:28:11
453	Krister Karlsson	OK Nackhe	00:47:30	492	00:31:24	529	00:38:16	507	00:44:00	487	00:47:04	483	03:28:14
454	Frederik Olsen		00:46:34	443	00:31:53	563	00:38:20	513	00:43:06	436	00:48:25	547	03:28:18
455	Jan Brangstrup	Dalbyløberne	00:47:29	491	00:30:12	429	00:38:12	498	00:44:57	530	00:47:32	504	03:28:22
456	Jørgen Rasmussen		00:47:56	519	00:30:45	466	00:38:44	545	00:43:57	484	00:47:14	489	03:28:36
457	Ralph Pedersen	Sparta 3	00:46:56	464	00:31:13	513	00:38:16	506	00:45:06	542	00:47:08	485	03:28:39
458	Nicklas Bech	BVI	00:47:55	518	00:30:28	450	00:38:47	549	00:43:23	450	00:48:09	532	03:28:42
459	Mikael Krøier Henriksen	Young Boys Systofte/Marius	00:45:15	377	00:31:24	528	00:38:21	516	00:46:33	613	00:47:13	488	03:28:46
460	Anton Wamsler	Haslev løbeklub	00:47:35	500	00:30:21	444	00:38:36	532	00:44:02	489	00:48:17	539	03:28:51
461	Mikkel Seremet Kofoed		00:49:30	610	00:30:56	480	00:37:59	482	00:43:05	433	00:47:28	501	03:28:58
462	Mads Braüner Hansen	KIWI Danmark	00:49:29	609	00:31:27	536	00:37:08	426	00:43:00	427	00:47:55	526	03:28:59
463	Søren Thue Rødgaard Andersen	MASK	00:47:47	512	00:30:39	457	00:38:02	485	00:43:40	469	00:49:00	575	03:29:08
464	Kristian Schønning		00:47:57	521	00:31:05	503	00:38:34	529	00:44:56	527	00:46:38	466	03:29:10
465	Per Ulrik Nielsen	Viborg AM 1	00:48:22	546	00:31:46	550	00:38:00	483	00:43:41	471	00:47:27	499	03:29:16
466	Thomas Munch Vestergård	Nylars Plantage	00:48:56	582	00:30:43	461	00:38:42	541	00:43:33	463	00:47:26	498	03:29:20
467	Thomas Biering-Nielsen	Danfoss Marathon Club	00:48:51	579	00:30:39	456	00:38:12	496	00:43:30	459	00:48:09	534	03:29:21
468	Christian Lauenborg Johnsen		00:48:21	544	00:30:51	471	00:38:02	487	00:44:36	512	00:47:37	508	03:29:27
469	Anders Krabbe Gadegaard	Tif.	00:48:05	532	00:30:41	458	00:38:31	525	00:43:30	458	00:48:43	563	03:29:30
470	Peter Rymarowicz	LC RON-HILL Berlin	00:47:30	493	00:30:54	474	00:38:00	484	00:44:27	507	00:48:46	566	03:29:37
471	Rasmus Lind Jensen	Lind	00:47:39	504	00:31:08	504	00:39:08	569	00:44:11	493	00:47:45	516	03:29:51
472	Johan Håkansson	No Pain No Gain	00:48:23	547	00:31:47	551	00:38:38	536	00:43:38	465	00:47:27	500	03:29:53
473	Flemming Westh	Hjemmeværnet	00:48:19	542	00:31:28	538	00:38:09	492	00:44:33	509	00:47:38	509	03:30:07
474	Daniel Barslund	Svaneke Bryghus	00:48:28	555	00:30:16	436	00:38:16	508	00:44:33	510	00:48:35	557	03:30:08
475	Rasmus Resøe Jakobsen	Amager Atletik Club	00:48:25	551	00:31:10	510	00:38:37	534	00:44:39	515	00:47:17	492	03:30:08
476	Rune Søegaard Nielsen	Team Gazelle	00:48:06	534	00:32:16	589	00:38:18	510	00:44:38	513	00:46:55	477	03:30:13
477	Niels Haslund Rasmussen	Bagsværd Atletik Club	00:47:10	475	00:31:42	548	00:39:11	572	00:44:16	497	00:47:56	527	03:30:15
478	Gordon Williamson	TIF	00:48:15	538	00:31:16	515	00:38:32	527	00:44:27	506	00:47:46	518	03:30:16
479	Lars Brasen	Fremad Holbæk	00:47:38	502	00:31:05	502	00:38:22	518	00:45:25	555	00:48:09	533	03:30:39

ANDERS FRØHLKE viser god stil på det sidste stykke af serpentinervejen på Konge-etapen. De 8,5 km blev afviklet i gode 33:29.

FOTO: KENNETH JENSEN

KLASSEVINDERE/CLASSWINNERS MÆND/MEN

KLASSE	NAVN	KLUB	1. ETAPE	PLAC	2. ETAPE	PLAC.	3. ETAPE	PLAC.	4. ETAPE	PLAC.	5. ETAPE	PLAC.	SAMLET TID
M00-23	Linus Rosdal	KFUM Örebro Friidrott	00:31:54	1	00:20:22	1	00:25:28	2	00:28:41	1	00:31:32	1	02:17:57
M24-39	William Morwabe	Køge Atletik	00:29:27	1	00:19:05	3	00:23:22	1	00:26:32	1	00:29:49	1	02:08:15
M40-44	Øystein Mørk	Sportsklubben Kraft	00:32:10	1	00:20:21	1	00:25:43	1	00:29:08	1	00:32:01	1	02:19:23
M45-49	Jörg Matthe	Team Leipzig	00:35:10	2	00:21:43	3	00:27:51	2	00:31:58	2	00:34:44	1	02:31:26
M50-54	Tore Bjerkrheim	Multipower Sportsman	00:37:20	1	00:23:02	1	00:29:43	1	00:33:33	1	00:36:49	1	02:40:27
M55-59	Jan Aalling	Brørup Løbeklub	00:37:39	1	00:23:59	1	00:30:11	1	00:34:52	1	00:37:32	1	02:44:13
M60-64	John K. Street	Viking Atletik 1	00:42:18	2	00:26:52	1	00:33:37	1	00:38:14	1	00:42:35	2	03:03:36
M65-69	Svein Arne Sølvberg	Oppegård IL	00:39:49	1	00:25:35	1	00:32:06	1	00:36:51	1	00:39:54	1	02:54:15
M70	Søren Traberg	Herlevløberne 1	00:45:44	1	00:28:34	1	00:37:06	1	00:42:39	1	00:46:10	1	03:20:13

480	Anders M Lund	-	00:48:00	525	00:31:38	544	00:38:32	526	00:43:51	477	00:48:43	562	03:30:44
481	Søren Kofoed Rasmussen		00:48:01	526	00:31:40	546	00:38:59	561	00:45:11	545	00:47:02	480	03:30:53
482	Dirk-André Pape	Ballerup A K	00:47:21	486	00:30:16	434	00:39:30	592	00:44:45	519	00:49:02	580	03:30:54
483	Per Meine		00:48:04	531	00:31:50	558	00:39:25	586	00:43:56	482	00:47:40	512	03:30:55
484	Jimmy Andersen	Espersen	00:48:59	584	00:30:59	486	00:38:53	555	00:44:06	491	00:48:13	536	03:31:10
485	Klavs Happel	Korup motion	00:48:00	523	00:31:50	559	00:39:12	573	00:44:54	526	00:47:19	494	03:31:15
486	Mads Brenøe Lange	Team Kongsted/Lange	00:49:03	588	00:31:01	489	00:38:34	530	00:43:59	486	00:48:45	565	03:31:22
487	Carsten Lind	Aarhus 1900	00:48:37	564	00:31:30	540	00:38:26	521	00:44:27	505	00:48:28	549	03:31:28
488	Dan Ahrensberg	Coop ansatte	00:47:34	498	00:30:46	468	00:39:34	593	00:45:12	546	00:48:24	546	03:31:30
489	Jørgen Kirkeby	Team JENSEN Danmark A/S	00:48:35	562	00:31:20	520	00:38:46	548	00:44:39	514	00:48:18	540	03:31:38
490	Per Munch Jensen	Team JENSEN Danmark A/S	00:48:24	549	00:32:50	632	00:38:55	557	00:44:14	496	00:47:16	490	03:31:39
491	Tommy Skov Jensen	Bornholms Forsyning A/S	00:47:23	487	00:31:34	542	00:39:01	564	00:45:14	549	00:48:28	550	03:31:40
492	Per Morten Krogh	Sportsklubben Kraft	00:46:26	435	00:30:42	459	00:41:06	672	00:45:38	566	00:47:49	520	03:31:41
493	Claus Larsen	Fugato hold 3	00:47:49	514	00:32:43	622	00:38:41	539	00:44:50	522	00:47:38	510	03:31:41

BRONZESPONSOR
Novasol
NOVASOL

NR.	NAVN	KLUB	1. ETAPE / PLAC.		2. ETAPE / PLAC.		3. ETAPE / PLAC.		4. ETAPE / PLAC.		5. ETAPE / PLAC.		SAMLET
494	Claus Hansen	Nexø	00:49:12	593	00:31:28	537	00:38:53	554	00:44:48	521	00:47:24	497	03:31:45
495	Mathias Lausen	Team Lausen	00:48:53	581	00:30:45	464	00:39:15	576	00:44:43	518	00:48:11	535	03:31:47
496	Keld Lundgaard Christensen	ØB-Atletik	00:48:01	527	00:31:22	525	00:39:00	563	00:45:13	547	00:48:22	543	03:31:58
497	Uwe Ferdinand Bocher	Berliner-Fahrlehrer-Sportsfreunde	00:48:19	541	00:30:18	441	00:39:38	598	00:45:37	565	00:48:19	541	03:32:11
498	Ronni Ystrøm		00:49:24	604	00:30:17	439	00:38:51	551	00:44:26	504	00:49:13	591	03:32:11
499	Nikolaj Simonsen	Team Rødkælken	00:47:31	494	00:32:52	637	00:39:35	595	00:43:40	470	00:48:33	554	03:32:11
500	Andreas Hellström		00:47:38	503	00:31:29	539	00:39:13	574	00:42:50	418	00:51:16	694	03:32:26
501	Marcus Brink	Coop Bornholm 2	00:46:53	458	00:33:41	687	00:40:57	666	00:46:23	602	00:44:34	350	03:32:28
502	Thomas Andersen		00:53:27	797	00:35:42	800	00:33:00	162	00:37:41	154	00:52:45	757	03:32:35
503	Ketil Stølen	SINTEF	00:48:01	528	00:32:17	591	00:38:59	560	00:44:58	535	00:48:23	544	03:32:38
504	Torben Bang		00:47:48	513	00:31:22	524	00:39:48	604	00:45:57	586	00:47:52	524	03:32:47
505	Marcus Gaede	LC Ron-Hill Berlin	00:48:32	557	00:31:17	517	00:39:00	562	00:45:10	544	00:48:52	571	03:32:51
506	Bertil Gummesson		00:47:31	495	00:31:02	491	00:38:58	559	00:45:49	571	00:49:31	606	03:32:51
507	Kasper Buchardt	Syd-øst for paradis 2	00:49:34	615	00:31:14	514	00:38:52	552	00:44:17	499	00:49:07	583	03:33:04
508	John Singleton	Bornholms Sygehus	00:49:04	589	00:30:59	485	00:38:39	537	00:46:37	617	00:47:47	519	03:33:06
509	Ulrik Mogensen		00:49:23	602	00:31:27	534	00:38:43	543	00:44:35	511	00:49:13	589	03:33:21
510	Per Bonde Holm		00:50:13	642	00:32:08	576	00:38:15	502	00:44:59	538	00:47:59	530	03:33:34
511	Jacob Juhl Sørensen		00:50:02	634	00:31:48	554	00:39:38	596	00:44:11	494	00:47:58	528	03:33:37
512	Claus Bo Jensen	AH3.DK	00:48:42	569	00:31:38	545	00:39:06	567	00:44:58	532	00:49:31	609	03:33:55
513	Jesper Lett	Team Krøllebølles Bentøj	00:48:03	530	00:31:47	552	00:39:22	582	00:44:56	528	00:49:47	630	03:33:55
514	Michael Bock		00:47:52	516	00:31:09	506	00:39:42	600	00:45:35	562	00:49:43	625	03:34:01
515	Jesper Fonsgart Hansen		00:48:40	568	00:31:25	532	00:39:35	594	00:45:50	573	00:48:53	573	03:34:23
516	Kasper Strunge		00:49:27	607	00:32:27	606	00:40:03	617	00:45:36	563	00:46:50	472	03:34:23
517	Bent Thorkild Larsen	Glamsbjerg motion	00:48:44	571	00:30:58	482	00:39:06	566	00:45:53	581	00:49:49	631	03:34:30
518	Martin Bay Hansen		00:49:44	626	00:31:12	511	00:38:50	550	00:45:51	575	00:48:59	574	03:34:36
519	Anders Christiansen	Ærø Øldrikkerlaug	00:49:22	601	00:32:21	600	00:39:10	571	00:45:04	541	00:48:40	561	03:34:37
520	Simon Nilsson		00:49:43	624	00:33:06	647	00:39:23	585	00:44:50	523	00:47:35	506	03:34:37
521	Jan Grooss	Viking Atletik 6	00:48:27	552	00:31:16	516	00:39:30	591	00:46:16	599	00:49:11	588	03:34:40
522	Nicklas Kofoed Mortensen		00:49:33	612	00:31:38	543	00:39:44	603	00:44:40	516	00:49:08	585	03:34:43
523	Ulrik Raff	Team Svanemøllen	00:48:51	577	00:32:02	568	00:38:37	535	00:46:12	596	00:49:02	579	03:34:44
524	Kim Bjerring		00:48:19	543	00:30:59	487	00:39:43	601	00:46:16	598	00:49:33	612	03:34:50
525	Roar Green		00:49:57	632	00:30:54	476	00:35:59	360	00:41:53	369	00:56:10	880	03:34:53
526	Jonas Kristensen		00:50:57	679	00:32:33	611	00:38:54	556	00:44:42	517	00:47:50	521	03:34:56
527	Jan Tobiasen		00:49:06	590	00:31:52	561	00:39:23	584	00:45:37	564	00:49:25	601	03:35:23
528	Ebbe Junker Møller		00:48:48	574	00:32:00	566	00:39:51	606	00:46:26	606	00:48:20	542	03:35:25
529	Kaspian Puukka Jensen	Sponsoreret af Mor	00:49:24	603	00:32:34	613	00:39:52	608	00:44:25	503	00:49:18	594	03:35:33
530	Axel Lauridsen	Herlevløberne 1	00:48:33	560	00:32:49	630	00:39:22	583	00:46:02	591	00:48:47	568	03:35:33
531	Thue Sebastian Winkler	Allerød Atletik og Motion	00:48:13	535	00:32:52	636	00:40:08	626	00:45:52	578	00:48:34	555	03:35:39
532	Martin Nygård Jørgensen		00:49:32	611	00:33:17	664	00:40:28	648	00:44:59	536	00:47:37	507	03:35:53
533	Daniel Thue Bech-Pedersen		00:49:13	594	00:32:37	617	00:39:18	577	00:45:20	553	00:49:35	617	03:36:03
534	Stig Mejlby Hansen	Team Hansen	00:49:25	606	00:32:21	599	00:40:51	661	00:45:26	556	00:48:16	538	03:36:19
535	Patrick Kofoed	Herlev Tri og Motion	00:50:27	656	00:32:50	633	00:39:10	570	00:45:52	580	00:48:04	531	03:36:23
536	Niels Geckler	Campus Bornholm	00:47:33	497	00:30:55	478	00:39:28	588	00:51:50	828	00:46:40	467	03:36:26
537	Poul Lading	Randers Freja Triathlon	00:49:00	585	00:31:27	535	00:39:28	589	00:45:52	577	00:50:45	680	03:36:32
538	Ole Anker Holm		00:50:24	651	00:31:42	547	00:39:43	602	00:45:13	548	00:49:32	610	03:36:34
539	Heine Kirial Hylleberg	Stutteri Kirial	00:50:12	641	00:32:20	594	00:39:21	580	00:45:30	559	00:49:15	593	03:36:38
540	B Nielsen	MFMB	00:49:52	627	00:32:08	574	00:40:00	613	00:45:46	569	00:49:00	577	03:36:46
541	Simon Dalsgaard Hansen	Superbrugsen Klemensker	00:50:56	677	00:30:56	481	00:40:10	628	00:45:25	554	00:49:39	621	03:37:06
542	Mathias Nielsen		00:51:36	703	00:32:56	639	00:40:35	650	00:44:16	498	00:47:44	515	03:37:07
543	Stig Rex Thomsen	Syd-øst for paradis 2	00:50:13	643	00:31:00	488	00:40:08	623	00:46:49	624	00:49:00	576	03:37:10
544	Anders Kofoed	Rønne Revision	00:48:28	554	00:32:09	577	00:40:14	634	00:46:50	626	00:49:30	605	03:37:11
545	Claus Peter Christiansen	Coop Bornholm 2	00:50:29	658	00:31:32	541	00:40:07	622	00:45:26	557	00:49:37	619	03:37:11
546	Mark Tofterup		00:51:31	700	00:31:26	533	00:40:22	639	00:44:23	501	00:49:31	607	03:37:13
547	Michael Lyster Sonne		00:49:03	587	00:32:20	597	00:39:38	597	00:46:11	595	00:50:03	642	03:37:15
548	Dennis Kjeldsen		00:52:04	724	00:34:10	716	00:38:20	511	00:45:08	543	00:47:39	511	03:37:21
549	Henrik Lausen	Team Lausen	00:49:11	591	00:31:53	564	00:42:14	750	00:44:52	524	00:49:23	596	03:37:33
550	Morten Wesenberg-Lund		00:49:40	619	00:32:39	619	00:39:40	599	00:46:02	590	00:49:33	613	03:37:34
551	René Panduro		00:48:27	553	00:32:37	616	00:40:27	647	00:47:26	650	00:48:45	564	03:37:42
552	Ramin Bukan		00:50:18	646	00:32:03	569	00:39:48	605	00:44:19	500	00:51:18	695	03:37:46
553	Anders Bloch Sørensen		00:49:40	620	00:32:50	631	00:39:51	607	00:46:54	631	00:48:34	556	03:37:49
554	Hagbart Vebostad	Gnagsår	00:48:24	550	00:32:33	612	00:40:37	653	00:46:58	634	00:49:24	598	03:37:56
555	Thomas Geberzahn		00:56:45	929	00:32:14	585	00:38:32	528	00:44:27	508	00:46:00	430	03:37:58
556	Johnny Selvig	Forca A/S	00:48:47	572	00:32:00	565	00:40:01	614	00:48:01	676	00:49:25	600	03:38:14
557	Kurt Ejby	Atletica Horsens	00:48:40	567	00:32:42	621	00:41:14	681	00:46:48	623	00:48:51	570	03:38:15
558	Markus Sommer		00:50:21	649	00:32:12	582	00:40:14	635	00:46:23	601	00:49:07	584	03:38:17
559	Anders Frigaard	danishknowhow®	00:49:41	622	00:32:37	615	00:40:13	630	00:46:06	593	00:49:46	629	03:38:23
560	Niels Friis Møller		00:50:09	638	00:32:12	583	00:40:18	637	00:45:19	552	00:50:30	671	03:38:28
561	Nikolaj Bøtker Pedersen		00:49:39	618	00:31:48	555	00:39:54	609	00:44:47	520	00:52:29	748	03:38:37
562	Rune Knudsen		00:53:22	790	00:34:04	709	00:39:29	590	00:43:15	442	00:48:33	553	03:38:43
563	Rasmus Berg Terkelsen		00:48:00	524	00:30:39	455	00:38:46	547	00:44:58	534	00:56:24	888	03:38:47
564	Peder Bue		00:50:08	636	00:32:55	638	00:40:00	612	00:45:32	560	00:50:12	651	03:38:47
565	Asbjørn Lassen		00:49:55	631	00:33:18	665	00:40:20	638	00:45:03	539	00:50:13	652	03:38:49
566	Michael Andreasen		00:49:33	614	00:33:21	667	00:40:13	629	00:46:12	597	00:49:32	611	03:38:51
567	Jens Westh	BRK	00:49:33	613	00:32:58	642	00:40:26	646	00:46:23	603	00:49:31	608	03:38:51
568	Mathias Visti Pedersen		00:52:37	754	00:32:27	605	00:40:26	645	00:44:59	537	00:48:23	545	03:38:52
569	Stig Nielsen Espersen		00:56:56	933	00:30:44	462	00:38:52	553	00:44:06	492	00:48:33	552	03:39:11
570	Claus Theilgaard	DK MEDIER	00:48:38	566	00:32:19	593	00:40:01	615	00:48:51	711	00:49:24	599	03:39:13
571	Samuel Holm		00:51:10	688	00:33:17	662	00:40:22	641	00:45:18	551	00:49:24	597	03:39:31

ANDERS NIELS fra Team Hattrick giver »low five« i sidste sving på atletikbanen i Rønne.

FOTO: KENNETH JENSEN

WILLIAM MORWABE fra Køge Atletik vandt Etape Bornholm 2015. Den samlede tid for de 42,195 meter blev 02:08:15 eller lige over 3 minutter hurtigere end, da han vandt løbet i 2014.

BRONZESPONSOR

home Rønne

home RØNNE

NR.	NAVN	KLUB	1. ETAPE / PLAC.		2. ETAPE / PLAC.		3. ETAPE / PLAC.		4. ETAPE / PLAC.		5. ETAPE / PLAC.		SAMLET
572	Rasmus Peter Christoffersen		00:49:29	608	00:33:15	660	00:41:09	675	00:46:33	614	00:49:08	586	03:39:34
573	Roger Pellegrini	Snik	00:49:41	623	00:32:11	581	00:41:26	702	00:46:01	588	00:50:15	653	03:39:34
574	Sten Andreasen	Roskilde Motion	00:50:16	645	00:32:08	575	00:40:09	627	00:46:41	620	00:50:21	657	03:39:35
575	Keld Blom	Bornholms Hospital hold 1	00:49:55	629	00:32:44	624	00:40:45	656	00:46:38	618	00:49:34	615	03:39:36
576	Heiko Thomsen	Campus Bornholm - herre	00:53:30	800	00:32:17	590	00:39:56	610	00:44:57	531	00:49:07	582	03:39:47
577	Lars Nikolajsen	Varde Fysioterapi	00:50:09	637	00:32:15	586	00:39:59	611	00:47:44	662	00:50:00	639	03:40:07
578	Rasmus Bruun	Fugato hold 2	00:49:53	628	00:32:16	587	00:41:36	708	00:47:04	635	00:49:28	603	03:40:17
579	Peter Jensen	Svaneke Bryghus	00:51:39	705	00:33:29	675	00:40:13	632	00:45:58	587	00:49:14	592	03:40:33
580	Jan Hemcker	Blovstrød Løverne	00:51:09	687	00:33:12	654	00:40:02	616	00:46:27	607	00:49:54	635	03:40:44
581	Preben Vørs	Sparta	00:49:22	600	00:33:08	651	00:40:45	655	00:46:52	628	00:50:46	681	03:40:53
582	Ole Knudsen		00:47:33	496	00:37:48	903	00:40:07	621	00:45:44	568	00:49:45	628	03:40:57
583	Jacob Drejer	Randers	00:51:20	696	00:32:34	614	00:41:03	669	00:47:15	642	00:48:49	569	03:41:01
584	Kristoffer De Hemmer Hamborg		00:52:42	757	00:32:48	629	00:40:36	651	00:44:01	488	00:51:03	692	03:41:10
585	Valdemar Stroe Ren		00:50:25	655	00:33:10	653	00:41:25	700	00:46:03	592	00:50:08	645	03:41:11
586	Ole Ib Boskov	Boskov Skadeservice	00:50:53	673	00:32:33	610	00:42:08	740	00:45:48	570	00:49:54	636	03:41:16
587	Søren Hjorth Hansen		00:49:55	630	00:32:18	592	00:40:24	642	00:46:02	589	00:52:38	752	03:41:17
588	René Bøge Jensen		00:50:20	647	00:33:12	655	00:41:25	701	00:46:42	621	00:49:42	624	03:41:21
589	Jonas Pedersen	BVI	00:51:13	693	00:31:17	518	00:41:12	678	00:47:31	654	00:50:09	648	03:41:22
590	Kristoffer Nothlev	BVI	00:49:15	598	00:32:06	572	00:41:35	707	00:48:14	684	00:50:12	650	03:41:22
591	Jakob Gunnløgsson	A-Team	00:50:20	648	00:33:45	691	00:41:02	667	00:46:36	616	00:49:41	623	03:41:24
592	Rene Danielsson	BVI	00:52:20	741	00:32:30	607	00:40:15	636	00:45:57	585	00:50:24	660	03:41:26
593	Niels Christian Mossfeldt Nickelsen		00:52:18	738	00:33:03	646	00:39:20	579	00:47:08	638	00:49:37	618	03:41:26
594	Lars Eibeholm		00:51:27	697	00:32:16	588	00:40:53	662	00:46:26	605	00:50:26	664	03:41:28
595	David Rejkjær Knudsen	Langgarverne	00:52:05	726	00:32:51	635	00:40:06	619	00:46:08	594	00:50:22	659	03:41:32
596	Bertel Hejlesen	P Fire	00:49:25	605	00:31:49	556	00:41:20	692	00:46:54	630	00:52:13	732	03:41:41
597	Morten Laursen	Bagsværd Atletik 1 (mix)	00:49:58	633	00:33:07	649	00:40:22	640	00:46:30	610	00:51:50	717	03:41:47
598	Kasper Holm	MASK	00:48:50	576	00:31:24	527	00:38:57	558	00:52:16	843	00:50:20	655	03:41:47
599	Claus E F Benthsen	BVI	00:51:12	690	00:32:11	580	00:41:14	682	00:46:46	622	00:50:30	670	03:41:53
600	Rasmus Kofoed		00:52:59	777	00:32:40	620	00:40:25	644	00:45:56	584	00:49:55	638	03:41:55
601	Sten Andersen		00:49:43	625	00:33:42	688	00:40:56	665	00:48:01	674	00:49:34	614	03:41:56
602	Kasper Hyldeqvist Larsen	Team Haslevej	00:50:54	675	00:32:07	573	00:41:03	670	00:47:52	666	00:50:06	643	03:42:02
603	Tim Brandt	Team Cro'n (Restaurant Cro'n)	00:52:31	748	00:32:24	602	00:40:43	654	00:46:49	625	00:49:44	626	03:42:11
604	Alex Emil Petersen	Hjulben Runners	00:54:08	829	00:33:13	657	00:42:09	743	00:44:56	529	00:47:55	525	03:42:21
605	Johnny Saaby		00:48:29	556	00:33:33	679	00:41:19	691	00:47:42	659	00:51:32	703	03:42:35
606	Anders Eriksen	C.L. Seifert	00:48:51	578	00:31:47	553	00:46:28	946	00:45:52	579	00:49:39	620	03:42:37
607	Jannik Aksel Jacobsen	Team Fnuggis	00:52:01	722	00:31:53	562	00:42:00	732	00:46:34	615	00:50:11	649	03:42:39
608	Jørgen Mathiasen	Mathiasen	00:52:19	740	00:34:29	732	00:41:12	679	00:45:28	558	00:49:13	590	03:42:41
609	Andreas Weisenfeld	FC Borgen	00:53:26	795	00:41:40	1005	00:36:01	363	00:47:57	670	00:43:40	301	03:42:44
610	Rud Nielsen	Hjemly Idrætsefterskole	00:50:05	635	00:32:47	626	00:42:03	736	00:47:55	669	00:50:01	640	03:42:51
611	Ulrik Randrup		00:50:57	678	00:33:15	661	00:41:23	696	00:47:11	641	00:50:08	647	03:42:54
612	Johan Hoffmann		00:49:37	617	00:33:30	676	00:41:18	688	00:48:58	717	00:49:41	622	03:43:04
613	Michael Kjær	Rønne Badminton Klub	00:52:04	725	00:32:20	595	00:41:04	671	00:45:54	583	00:51:50	716	03:43:12
614	Rasmus Hyldekvist Jensen		00:50:10	639	00:33:36	682	00:41:15	683	00:47:25	647	00:50:58	688	03:43:24
615	Michael Brøcher	Viborg AM 1	00:51:01	682	00:32:13	584	00:42:02	733	00:47:49	664	00:50:33	672	03:43:38
616	Jonas Wissing		00:51:49	712	00:33:51	699	00:41:49	720	00:45:41	567	00:50:28	666	03:43:38
617	Henrik Dollerup Nielsen		00:50:25	654	00:34:33	736	00:40:54	663	00:47:21	644	00:50:30	669	03:43:43
618	Johan Mandrup	Rønne	00:53:31	802	00:34:55	753	00:40:36	652	00:45:35	561	00:49:07	581	03:43:44
619	Michael Hjernø Andersen	Viking Atletik	00:51:55	717	00:33:51	698	00:40:04	618	00:48:06	679	00:49:55	637	03:43:51
620	Torben Aagaard	Hesselager Løbeklub	00:51:04	684	00:32:44	625	00:41:22	695	00:47:46	663	00:50:57	687	03:43:53
621	Jens Bergelin		00:54:10	832	00:30:23	446	00:37:56	478	00:48:37	702	00:52:48	759	03:43:54
622	Rasmus Jørly		00:48:14	537	00:30:56	479	00:37:33	458	00:42:53	422	01:04:23	1034	03:43:59
623	Barrie Gibson		00:51:43	710	00:35:11	771	00:40:47	658	00:46:32	612	00:49:53	634	03:44:06
624	Rune Damgaard		00:50:25	653	00:32:38	618	00:41:30	704	00:48:01	675	00:51:34	706	03:44:08
625	Niels Chr. R Thomsen		00:50:50	670	00:32:58	640	00:40:50	660	00:48:52	713	00:50:39	676	03:44:09
626	Per Nygaard Jensen	Sparta 5	00:51:40	707	00:32:32	609	00:41:08	674	00:45:50	572	00:53:04	771	03:44:14
627	Jan Andreas Lund		00:50:34	661	00:33:39	686	00:41:16	686	00:48:20	690	00:50:28	667	03:44:17
628	Sebastian Morsing Mortensen		00:47:45	511	00:31:03	498	00:39:07	568	00:50:25	780	00:56:00	873	03:44:20
629	Ole Kofod	Blovstrød Løverne	00:50:15	644	00:35:03	763	00:41:54	724	00:46:54	632	00:50:20	656	03:44:26
630	Jesper Pælt		00:53:35	806	00:33:37	685	00:41:10	676	00:46:20	600	00:49:45	627	03:44:27
631	Michael Haldrup	HLLH	00:48:43	570	00:32:48	627	00:42:54	772	00:49:40	752	00:50:24	661	03:44:29
632	Stig Bille Iversen		00:49:11	592	00:32:26	604	00:42:23	755	00:48:08	680	00:52:23	742	03:44:31
633	Thomas Hilligsøe		00:50:44	665	00:34:01	704	00:40:14	633	00:49:08	728	00:50:36	675	03:44:43
634	Gjermund Kvarteig	Nesbyen IL	00:51:40	706	00:31:09	507	00:41:29	703	00:48:32	700	00:51:58	724	03:44:48
635	Lars Peter Grundfør		00:51:49	711	00:34:16	725	00:41:49	719	00:47:11	640	00:49:50	632	03:44:55
636	Morten Kranker		00:50:33	659	00:33:58	700	00:41:11	677	00:48:30	696	00:50:51	683	03:45:03
637	Bjørn Kidmose	Coop Bornholm 1	00:51:57	719	00:33:30	678	00:41:58	730	00:47:21	645	00:50:34	673	03:45:20
638	Steen Komstedt	TIF	00:52:17	737	00:33:08	650	00:41:52	723	00:47:08	637	00:50:57	686	03:45:22
639	Mikkel Bo Andersen	MASK	00:51:49	713	00:34:12	720	00:40:24	643	00:47:26	649	00:51:37	707	03:45:28
640	Jeppe Nicolaisen		00:52:22	744	00:34:04	710	00:41:19	689	00:47:28	652	00:50:24	663	03:45:37
641	Morten Christensen		00:51:00	681	00:33:34	680	00:41:46	716	00:49:49	759	00:49:29	604	03:45:38
642	Torben Krog	Blovstrød Løverne	00:51:18	695	00:33:13	656	00:41:48	718	00:47:28	651	00:51:53	719	03:45:40
643	Thomas Danielsen		00:52:30	747	00:33:37	684	00:41:16	685	00:47:32	655	00:50:52	685	03:45:47
644	Hans Peter Pedersen		00:50:37	663	00:34:25	729	00:41:24	699	00:48:25	693	00:51:00	689	03:45:51
645	Reno Larsen	HJB Byggeforretning	00:51:03	683	00:33:48	694	00:41:38	710	00:47:58	671	00:51:24	699	03:45:51
646	Jens Abildgaard	Holbæk LMK	00:48:14	536	00:32:20	596	00:40:08	624	00:46:28	608	00:58:43	948	03:45:53
647	Jakob Sassersen	Eksil Bornholm	00:52:48	763	00:33:30	677	00:41:45	715	00:47:18	643	00:50:42	679	03:46:03
648	Kristian Rüsz Kjær	ICAalborg	00:52:36	753	00:32:44	623	00:41:41	712	00:48:39	705	00:50:26	665	03:46:06
649	Allan Kristian Hørringsen		00:54:43	861	00:33:00	643	00:41:06	673	00:47:38	657	00:49:53	633	03:46:20



BENJAMIN THICKNER fra Brighton Phoenix endte til sidst på en femteplads i Etape Bornholm. Her er han midtvejs på den 2,5 km lange stigning, der udgør forretten på den hårde 4. etape.

FOTO: KENNETH JENSEN

BRONZESPONSOR

Den bornholmske Diamant Spa, Radisson Blu Fredensborg Hotel og Hotel Griffen

DEN BORNHOLMSKE DIAMANT SPA

BORNHOLM
ER RUNNING ISLAND

EFTERÅRSFERIE 2015

GUDHJEM+LØB+EVENTS Mandag den 12. oktober kl. 14:00 i Gudhjem. Ruten er kun på 2 km, så alle børn og unge kan være med. Oplev Bornholms mest idylliske by i efterårsferien. Mange sjove udstillinger og efterårsferie-events.

HASLE+LØB+BØRNEFESTIVAL Tirsdag den 13. oktober kl. 14:00 i Hasle. Ruterne er de samme som bruges til Etape Bornholm. En lang rute på præcis 10 km og en kort rute på 3,4 km. Oplev samtidig børnefestivalen i Hasle.

RØNNE+NATLØB+HALOWEEN Onsdag den 14. oktober kl. 19:00 i Rønne. Halloween/ nat løb for børn og voksne. Start på Rønne Torv. Der løbes i gågaden, den gamle bydel og gennem smalle passager og bygninger. 2,5 eller 5 km. Du løber 1 eller 2 runder.

BORNHOLMERNES E-LØB

ALMINDINGSLØBET

Lørdag den 19. september 2014 kl. 14:00 løber mere end 1.000 motionsløbere efteråret i møde i bornholmernes store skov – Almindingen. Almdindingsløbet er Bornholms svar på Eremitageløbet med masser af fest, stemning og tilskuere. Der er 45. gang, at der bliver løbet i skoven.

Ruten er 8 km. Underlaget er skovstier og lidt asfalt. Ruten er bakket, spændende og en stor naturoplevelse.

Holdløb, børneløb og 6 km Walk. Frugt og slikposer til børnene.

WWW.VIKING-ATLEKTIK.DK

2016

1/2 MARATHON - CROSS ISLAND

Fredag den 25. marts kl. 10:00.
Start ved Kunstmuseet på tværs af Bornholm med opløb på Rønne stadion. Der løbes på cykelstier og ganske få stræk på offentlig vej. Underlaget er fastbanede skov/cykelstier og asfalt. Også 10 km.

KVINDELØB 2015

5. maj kl. 13:00. 5 hurtige km på Galløkken .

MINI/MICRO MARATON

7. maj kl. 11:00. Et løb kun for børn og unge. 0,9 km og 2,6, km

FREDENSBORGLØBET

16. maj kl. 10:00.
Slut pinsen af med et hyggeligt motionsløb.

FIRMASTAFETTEN

2. juni kl. 19:00. Løbet afvikles på veje og stier i Rønne Stadion.

SOFT ICE LØBET

6. juli kl. 19:00. 6,9 km i og omkring smukke Gudhjem.

NR.	NAVN	KLUB	1. ETAPE / PLAC.		2. ETAPE / PLAC.		3. ETAPE / PLAC.		4. ETAPE / PLAC.		5. ETAPE / PLAC.		SAMLET
650	Claus Andersen	Viking Atletik 4	00:50:33	660	00:32:01	567	00:42:11	745	00:49:19	739	00:52:20	740	03:46:24
651	Allan Kastrup Hejlskov		00:52:10	729	00:34:07	712	00:41:49	721	00:47:44	661	00:50:42	678	03:46:32
652	Daniel Allerup	Vej&Park og anlæg Hold 2	00:53:39	808	00:32:26	603	00:41:42	713	00:47:26	648	00:51:22	697	03:46:35
653	Martin Hjalmar West		00:52:00	720	00:34:05	711	00:42:13	747	00:46:55	633	00:51:29	700	03:46:42
654	Christian Gross		00:52:58	776	00:34:44	744	00:42:17	752	00:46:29	609	00:50:21	658	03:46:49
655	Jørn Aarup Therkelsen		00:52:11	732	00:34:20	727	00:41:55	726	00:46:31	611	00:51:55	721	03:46:52
656	Harald Borgan	Studio Sigdal	00:51:31	699	00:34:32	734	00:41:33	706	00:48:32	699	00:50:50	682	03:46:58
657	Victor Bærenholdt		00:52:13	734	00:33:24	670	00:41:03	668	00:50:57	803	00:49:27	602	03:47:04
658	Kim Dahl Christensen	Novo Gruppens	00:51:13	691	00:33:22	669	00:42:06	737	00:48:12	682	00:52:16	735	03:47:09
659	John Duelund		00:51:13	692	00:33:42	689	00:41:58	729	00:48:05	678	00:52:13	733	03:47:11
660	Thomas Risvig		00:51:09	686	00:33:26	673	00:41:58	728	00:50:31	784	00:50:08	646	03:47:12
661	Noah Aviram	Team Aviram	00:58:19	971	00:32:48	628	00:40:13	631	00:47:09	639	00:48:53	572	03:47:22
662	Peter K. Nielsen	Østkraft	00:52:55	772	00:32:06	571	00:40:48	659	00:48:36	701	00:53:04	772	03:47:29
663	Søren Damsholt		00:53:30	801	00:33:27	674	00:41:40	711	00:47:53	667	00:51:01	690	03:47:31
664	Jimmi Mogensen		00:48:59	583	00:36:43	849	00:42:12	746	00:48:48	709	00:50:51	684	03:47:33
665	David Juul Reichel		00:52:13	733	00:33:18	666	00:42:08	741	00:48:15	685	00:51:50	718	03:47:44
666	Nichlas Steenberg		00:52:19	739	00:33:06	648	00:40:56	664	00:48:09	681	00:53:22	781	03:47:52
667	Henrik Kofoed Hansen		00:54:31	850	00:33:14	658	00:41:12	680	00:47:07	636	00:52:08	729	03:48:12
668	Michael Larsen		00:52:36	752	00:33:22	668	00:42:00	731	00:48:58	716	00:51:24	698	03:48:20
669	Michael Harbo	MASK	00:51:53	716	00:32:58	641	00:41:51	722	00:48:00	673	00:53:52	799	03:48:34
670	Brian Klausen Rosenkjær	Veteranhjemmet København	00:52:21	743	00:34:28	731	00:42:10	744	00:48:00	672	00:51:38	709	03:48:37
671	Anders Nyboe		00:52:48	762	00:34:02	705	00:41:44	714	00:48:18	687	00:51:48	714	03:48:40
672	Daniel Hansen	Team Gump	00:51:51	714	00:34:14	723	00:41:17	687	00:49:19	738	00:51:59	725	03:48:40
673	Per Olsen	Aarhus Universitet	00:52:53	768	00:33:49	695	00:41:55	725	00:48:17	686	00:51:48	713	03:48:42
674	Hans-Henrik Jørgensen	Hjemmeværnet	00:54:29	847	00:33:01	644	00:41:48	717	00:47:54	668	00:51:30	701	03:48:42
675	David Romney Lauridsen	Herlevløberne	00:52:11	731	00:34:18	726	00:42:22	753	00:47:21	646	00:52:40	754	03:48:52
676	Peter Føns Knudsen	AimHigh- Mix	00:51:10	689	00:33:15	659	00:42:07	739	00:48:03	677	00:54:55	840	03:49:30
677	Morten Hjorth Hansen	BFK - Bornholms Fodbolddommer Klub	00:55:02	871	00:34:04	706	00:43:03	776	00:48:38	704	00:48:47	567	03:49:34
678	Michael Heppner	Viborg AM 2	00:51:35	702	00:35:03	764	00:42:33	762	00:48:27	695	00:52:25	743	03:50:03
679	Mathias Behn Bjørnhof		00:52:57	774	00:35:22	783	00:42:37	764	00:47:32	656	00:51:41	710	03:50:09
680	Povl Revsbech		00:51:33	701	00:34:49	748	00:42:09	742	00:49:32	748	00:52:08	728	03:50:11
681	Jesper Rubow		00:50:54	674	00:35:26	787	00:43:53	819	00:48:12	683	00:51:57	723	03:50:22
682	Flemming Thorsen	HJV	00:50:53	672	00:34:15	724	00:43:09	783	00:49:39	751	00:52:28	747	03:50:24
683	Frank Zeller	Team Sommer	00:49:14	595	00:32:03	570	00:55:13	1090	00:45:17	550	00:48:37	560	03:50:24
684	Asbjørn Lund	Allerød atletik og motion	00:52:00	721	00:33:46	693	00:42:07	738	00:49:16	735	00:53:17	779	03:50:26
685	M70 Gert Olsen		00:53:43	811	00:31:24	526	00:43:36	804	00:48:31	698	00:53:15	777	03:50:29
686	Martin Kofoed	Team Cro'n (Restaurant Cro'n)	00:53:24	794	00:34:23	728	00:41:23	698	00:48:37	703	00:52:50	761	03:50:37
687	Hans Lehmann		00:53:02	779	00:34:47	746	00:42:33	761	00:48:54	715	00:51:31	702	03:50:47
688	Alexander Taarnberg	Forsvarets Para-Idræt	00:52:51	765	00:34:12	721	00:41:19	690	00:49:26	743	00:53:03	769	03:50:51
689	Håkan Danielsson	Storedalen	00:53:21	789	00:33:51	696	00:42:30	758	00:49:00	720	00:52:22	741	03:51:04
690	Jan Walz		00:52:08	728	00:33:51	697	00:44:32	857	00:49:06	727	00:51:33	704	03:51:10
691	Lars J Madsen		00:53:59	826	00:33:37	683	00:43:09	784	00:48:19	688	00:52:14	734	03:51:18
692	Søren Kristensen	Blovstrødløverne	00:52:35	750	00:34:58	758	00:43:02	775	00:48:21	691	00:52:45	758	03:51:41
693	Ulf Asplund	Runacademy	00:51:56	718	00:34:56	756	00:43:05	779	00:50:03	766	00:51:50	715	03:51:50
694	Carl-Otto Toudal	Nyvest Atletik	00:52:15	735	00:35:39	793	00:42:30	760	00:49:00	721	00:52:50	760	03:52:14
695	Volker Busch	Bordesholm goes Bornholm	00:52:51	766	00:35:03	765	00:43:49	813	00:47:30	653	00:53:02	768	03:52:15
696	James Stunt		00:52:21	742	00:33:34	681	00:43:19	791	00:49:02	723	00:54:02	806	03:52:18
697	Denis Andersen	Team Svanemøllen	00:52:46	760	00:35:12	772	00:42:39	765	00:49:40	753	00:52:09	731	03:52:26
698	Ole B. Nielsen		00:52:24	745	00:35:21	781	00:43:14	788	00:48:26	694	00:53:04	770	03:52:29
699	Allan Rasmussen	Sparta 2	00:52:38	755	00:34:08	714	00:42:23	754	00:49:29	746	00:53:53	801	03:52:31
700	Dennis Olsen		00:54:29	845	00:34:38	741	00:42:42	767	00:48:43	707	00:52:00	726	03:52:32
701	Mads Kjærbo Kristensen	Blovstrødløverne	00:54:36	854	00:35:49	809	00:42:30	759	00:47:39	658	00:52:19	738	03:52:53
702	Arne Tobiasen		00:51:52	715	00:34:07	713	00:42:13	749	00:48:53	714	00:55:49	867	03:52:54
703	Henrik Espersen	Fugato hold 2	00:56:17	910	00:34:11	718	00:41:38	709	00:49:04	724	00:51:45	711	03:52:55
704	Henrik Borup	Århus 1900	00:54:16	837	00:34:11	717	00:42:42	768	00:49:14	732	00:52:34	750	03:52:57
705	Peter Nielsen		00:51:41	708	00:35:12	773	00:43:14	789	00:50:50	792	00:52:20	739	03:53:17
706	Michael Wilhelmsen		00:51:41	709	00:34:55	751	00:42:58	774	00:50:05	771	00:53:48	794	03:53:27
707	Nikolaj Løbner	Team Godis	00:53:45	813	00:36:43	848	00:42:13	748	00:49:51	763	00:51:08	693	03:53:40
708	Tommy Skov		00:53:18	787	00:34:32	735	00:42:39	766	00:49:00	722	00:54:14	815	03:53:43
709	Bjarne Borck	Østkraft	00:53:34	804	00:35:13	775	00:43:11	786	00:48:48	708	00:52:57	766	03:53:43
710	Lars Hansen	Onsdagssneglene	00:53:30	799	00:33:17	663	00:43:05	778	00:49:40	754	00:54:13	813	03:53:45
711	Otto Sloth		00:53:54	823	00:35:10	770	00:43:28	799	00:48:49	710	00:52:26	746	03:53:47
712	Jens Erik Villadsen	Aarhus 1900	00:50:47	667	00:35:02	762	00:46:58	965	00:49:52	764	00:51:22	696	03:54:01
713	Morten Brenøe Lange	Vordingborg Garnisons Idrætsforening	00:49:02	586	00:38:35	937	00:43:43	811	00:49:15	734	00:53:27	782	03:54:02
714	Mattias Karlsson	Degerhamns IF	00:52:53	769	00:35:20	779	00:43:39	807	00:49:49	760	00:52:25	744	03:54:06
715	Niclas Karlsson	Degerhamns IF	00:52:53	770	00:35:19	778	00:43:39	808	00:49:50	761	00:52:26	745	03:54:07
716	Steen Lærke Nielsen	Alm. Brand Bank	00:52:49	764	00:34:50	749	00:43:08	781	00:49:52	765	00:53:37	787	03:54:16
717	Birger Damm		00:53:18	788	00:34:58	759	00:43:38	806	00:49:33	750	00:52:56	765	03:54:23
718	Brian Riis	MAN B&W Løbeklub	00:55:35	888	00:35:01	760	00:43:26	797	00:48:31	697	00:51:53	720	03:54:26
719	Christer Henriksen	Hjulben Runners	00:53:05	783	00:34:55	754	00:43:41	809	00:49:41	755	00:53:07	774	03:54:29
720	Jesper Michael Møller		00:54:29	846	00:34:26	730	00:42:51	770	00:49:14	733	00:53:30	784	03:54:30
721	Søren Amby		00:53:52	820	00:34:00	703	00:43:08	782	00:49:13	731	00:54:30	823	03:54:43
722	Lars Nielsen	Bornholms Hospital hold 2	00:52:36	751	00:35:50	810	00:43:24	796	00:49:27	744	00:53:32	786	03:54:49
723	Alexander Forsberg		00:54:22	839	00:35:41	795	00:43:04	777	00:47:51	665	00:53:55	803	03:54:53
724	Ulrik Frederiksen	FIF Hillerød	00:53:35	807	00:33:43	690	00:43:52	816	00:49:05	725	00:54:44	835	03:54:59
725	John Linnebjerg	Fjordløberne	00:52:47	761	00:34:55	752	00:42:44	769	00:48:51	712	00:55:44	864	03:55:01
726	Sigurd Christensen		00:53:33	803	00:33:25	671	00:42:28	757	00:51:14	811	00:54:29	821	03:55:09
727	Erik Rønn	Færgen	00:55:28	884	00:35:07	768	00:42:02	735	00:49:42	756	00:52:51	762	03:55:10

JACOB STORM i godt selskab lige efter Hammershus.

FOTO: KENNETH JENSEN

BRONZESPONSOR

Beck Pack System

Beck

NR.	NAVN	KLUB	1. ETAPE / PLAC.		2. ETAPE / PLAC.		3. ETAPE / PLAC.		4. ETAPE / PLAC.		5. ETAPE / PLAC.		SAMLET
728	Claus Anders Rasmussen		00:53:00	778	00:34:37	740	00:44:07	832	00:49:28	745	00:54:01	805	03:55:13
729	Mogens Winkler	Allerød Atletik og Motion	00:52:52	767	00:34:42	743	00:44:07	833	00:50:24	779	00:53:17	778	03:55:22
730	Erik Deichmann		00:53:27	796	00:34:56	755	00:44:15	841	00:49:24	740	00:53:20	780	03:55:22
731	Bo Hyllested	Blovstrød løverne	00:54:17	838	00:34:48	747	00:42:02	734	00:42:55	423	01:01:29	1006	03:55:31
732	Torben Kohring		00:53:57	825	00:35:10	769	00:44:29	854	00:49:32	749	00:52:55	764	03:56:03
733	Martin Lindgaard	Køge Atletik	00:53:24	793	00:34:57	757	00:43:50	814	00:49:16	736	00:54:40	829	03:56:07
734	René Thisen Gretha´s Pension		00:54:12	835	00:35:20	780	00:43:41	810	00:49:26	741	00:53:30	783	03:56:09
735	Torben Guldberg		00:54:01	827	00:35:04	767	00:45:01	874	00:50:57	804	00:51:33	705	03:56:36
736	Frank Kirkegaard	Fugato hold 3	00:53:08	784	00:36:08	817	00:44:00	828	00:49:12	730	00:54:14	814	03:56:42
737	Lars Dahl Sørensen	Fugato hold 2	00:56:09	906	00:35:49	806	00:45:05	878	00:47:43	660	00:51:56	722	03:56:42
738	Mikkel Kristensen		00:56:39	927	00:36:04	814	00:42:24	756	00:49:05	726	00:52:44	755	03:56:56
739	Hans Jørgen Hansen		00:55:38	889	00:34:45	745	00:43:58	823	00:49:42	757	00:52:58	767	03:57:01
740	Kaj Erik Iversen		00:54:08	830	00:35:25	786	00:43:23	794	00:50:25	781	00:53:44	792	03:57:05
741	Peter Fisker Schrøder	Bogø IF	00:54:13	836	00:34:00	702	00:43:30	801	00:53:07	867	00:52:17	736	03:57:07
742	Anders Öhrvik	No Pain No Gain	00:52:33	749	00:35:14	776	00:45:10	885	00:50:28	783	00:53:44	791	03:57:09
743	Flemming Krogsgaard Olesen		00:52:11	730	00:36:23	828	00:44:19	846	00:51:12	809	00:53:06	773	03:57:11
744	Dennis Jensen		00:55:08	877	00:35:29	788	00:43:30	800	00:50:11	774	00:52:53	763	03:57:11
745	Anders Göthberg		00:54:11	833	00:34:10	715	00:43:53	817	00:50:21	777	00:54:40	827	03:57:15
746	Kurt Lykke Jensen		00:53:40	809	00:36:20	827	00:43:28	798	00:50:04	768	00:53:43	790	03:57:15
747	Jeppe Krog		00:53:54	822	00:34:53	750	00:43:59	825	00:49:51	762	00:54:42	831	03:57:19
748	Robert Pedersen		00:55:11	879	00:35:45	803	00:43:20	792	00:48:41	706	00:54:25	818	03:57:22
749	Erik Zacho	Kalundborg -if	00:53:13	786	00:35:21	782	00:44:04	830	00:50:41	789	00:54:15	816	03:57:34
750	Nikolaj Rytter	Ryslinge	00:54:51	865	00:36:38	844	00:43:51	815	00:48:59	718	00:54:02	808	03:58:21
751	Erik Krogh Hansen	Viking Atletik 5	00:53:45	814	00:36:26	829	00:44:18	843	00:50:51	794	00:53:11	776	03:58:31
752	Ole Nisbeth	Bornholms Hospital hold 1	00:54:03	828	00:36:10	820	00:44:00	827	00:50:04	770	00:54:15	817	03:58:32
753	Morten Vildrik Bendtzon		00:53:35	805	00:36:35	839	00:43:58	822	00:50:26	782	00:54:02	807	03:58:36
754	Nikolaj Brinks Andersen		00:54:23	840	00:35:01	761	00:44:00	829	00:50:57	802	00:54:29	822	03:58:50
755	Jacob Lund		00:54:37	855	00:35:41	796	00:44:21	847	00:50:04	767	00:54:11	812	03:58:54
756	Keld Andersen	Bornholms Brand	00:53:41	810	00:34:14	722	00:45:09	882	00:50:10	773	00:55:43	861	03:58:57
757	Claus Hauritz		00:54:41	860	00:35:15	777	00:43:53	818	00:49:43	758	00:55:40	859	03:59:12
758	Jens Erik R. Jensen		00:52:45	759	00:35:48	805	00:44:12	837	00:52:40	858	00:53:49	796	03:59:14
759	Staffan Nilsson	Friskis & Svettis Helsingborg	00:53:02	780	00:34:30	733	00:45:32	903	00:52:21	847	00:53:53	800	03:59:18
760	Ole Jørgensen		00:53:23	792	00:35:45	804	00:44:51	870	00:50:14	775	00:55:13	846	03:59:26
761	Stefan Gleesborg	Friskis o Svettis Helsingborg	00:52:41	756	00:38:24	934	00:43:36	805	00:50:52	795	00:53:59	804	03:59:32
762	Per Mangaard Jørgensen	Aarhus 1900	00:53:04	782	00:34:39	742	00:44:26	851	00:51:58	830	00:55:38	858	03:59:45
763	Peter Klansøe	DE STÆRKE	00:54:34	851	00:35:40	794	00:43:59	826	00:51:07	807	00:54:34	825	03:59:54
764	Birger Pilegaard	Viking Atletik 5	00:54:56	868	00:35:41	797	00:44:45	865	00:50:41	790	00:53:53	802	03:59:56
765	Ole Thonke	DE STÆRKE	00:54:37	856	00:33:59	701	00:43:47	812	00:51:33	823	00:56:01	874	03:59:57
766	Ib Pedersen		00:53:28	798	00:36:26	830	00:43:59	824	00:51:23	817	00:54:44	834	04:00:00
767	Henrik If Jensen		00:56:31	920	00:36:26	831	00:44:15	839	00:49:00	719	00:53:49	795	04:00:01
768	Kurt Sonne Hansen	BCC	00:54:40	858	00:35:58	812	00:43:32	802	00:49:26	742	00:56:29	892	04:00:05
769	Jørn Bendtsen	Viking Atletik 7	00:53:48	816	00:35:03	766	00:44:45	863	00:51:15	813	00:55:37	857	04:00:28
770	Anders Leon Jensen	Østkraft	00:53:50	817	00:36:45	851	00:44:24	850	00:50:50	793	00:54:40	828	04:00:29
771	Anker Riis		00:54:57	869	00:35:29	789	00:43:54	820	00:52:25	850	00:53:50	798	04:00:35
772	Jan Hagberg	DIG og MIG	00:55:28	885	00:35:53	811	00:44:10	836	00:50:21	778	00:54:54	839	04:00:46
773	Anders Mortensen	EY	00:56:06	902	00:36:16	825	00:44:08	835	00:50:56	801	00:53:31	785	04:00:57
774	Jørgen-Ole Trasborg	Viking Atletik 4	00:54:23	841	00:34:04	707	00:47:12	973	00:51:40	826	00:54:07	810	04:01:26
775	Frederik Mortensen		00:55:34	887	00:37:46	900	00:44:18	844	00:49:08	729	00:54:43	833	04:01:29
776	Finn Nielsen		00:55:05	874	00:35:49	807	00:44:08	834	00:51:46	827	00:55:02	842	04:01:50
777	Dan Andersen	Rønne Revision	00:56:17	911	00:35:36	791	00:45:17	892	00:50:59	805	00:53:42	789	04:01:51
778	Jacob Sørensen		00:54:09	831	00:35:44	802	00:43:56	821	00:52:11	837	00:55:56	871	04:01:56
779	Leif Koldkjær	Atlética Horsens	00:56:21	913	00:36:38	842	00:45:46	912	00:50:52	797	00:52:39	753	04:02:16
780	Søren Gammelgaard		00:55:48	893	00:35:49	808	00:45:05	877	00:50:41	788	00:54:54	838	04:02:17
781	Nils Toft		00:54:35	853	00:36:11	822	00:44:24	849	00:50:33	785	00:56:34	895	04:02:17
782	Erik Ejlskov Jensen		00:55:43	892	00:37:16	879	00:44:32	858	00:51:55	829	00:53:42	788	04:03:08
783	Erik Friis Andersen		00:54:12	834	00:37:01	866	00:45:12	887	00:52:14	842	00:54:48	836	04:03:27
784	Jørgen Theibel		00:55:52	897	00:36:31	835	00:44:34	859	00:51:10	808	00:55:22	850	04:03:29
785	Claus Landin	Campus Bornholm	00:54:51	864	00:36:51	856	00:45:05	876	00:51:24	818	00:55:33	856	04:03:44
786	Thorry Pedersen	Skanderborg PI	00:55:04	873	00:36:18	826	00:46:02	925	00:51:17	814	00:55:19	848	04:04:00
787	Karsten Nilsson	Bornholms Hospital hold 2	00:55:00	870	00:37:17	881	00:44:16	842	00:52:03	831	00:55:30	855	04:04:06
788	M70 Stefan Pettersson	Kilens IK	00:55:03	872	00:37:47	902	00:45:30	901	00:51:25	819	00:54:38	826	04:04:23
789	Erling Th Jensen	Fredensborg A. K.	00:54:41	859	00:38:00	913	00:44:19	845	00:52:16	845	00:55:18	847	04:04:34
790	Mads Lytje		00:55:29	886	00:36:09	818	00:45:45	911	00:51:36	824	00:55:56	870	04:04:55
791	Ulf Joldrichsen	Jolle-runners	00:55:26	883	00:35:13	774	00:45:15	890	00:52:12	841	00:56:59	904	04:05:05
792	Henrik Kofoed	Søgaard Telemarketing	00:54:35	852	00:36:12	823	00:45:09	883	00:52:48	863	00:56:28	891	04:05:12
793	Jacob Kofod		00:56:37	925	00:37:10	873	00:45:57	919	00:50:59	806	00:54:31	824	04:05:14
794	Ole Andersen	Herlevløberne 2	00:56:10	907	00:37:29	888	00:46:04	926	00:50:04	769	00:55:30	854	04:05:17
795	Nikolaj Waldhausen		00:55:42	891	00:37:34	892	00:45:08	881	00:51:14	812	00:55:49	868	04:05:27
796	Søren Jessen		00:56:39	926	00:36:37	840	00:46:27	942	00:50:55	800	00:54:51	837	04:05:29
797	Werner Buhl	Kolding motion	00:56:22	915	00:37:49	906	00:45:17	893	00:52:12	839	00:53:50	797	04:05:30
798	Mikael Ramkilde	Blovstrød Løverne	00:56:25	917	00:37:23	883	00:45:13	888	00:50:43	791	00:55:55	869	04:05:39
799	Finn Carlsen		00:54:25	843	00:38:05	918	00:45:28	899	00:52:10	836	00:55:43	860	04:05:51
800	Jens F Jensen		00:55:50	896	00:36:59	863	00:44:50	869	00:52:21	848	00:55:59	872	04:05:59
801	Jesper Søndergaard Pedersen		00:56:24	916	00:36:11	821	00:45:07	879	00:52:36	856	00:55:44	863	04:06:02
802	Lars Boesgaard		00:55:09	878	00:35:42	798	00:45:11	886	00:53:53	892	00:56:12	882	04:06:07
803	Lars Madsen		00:57:18	942	00:36:31	836	00:44:50	868	00:51:21	816	00:56:14	883	04:06:14
804	Stig B. Rasmussen	Team JENSEN Danmark A/S	00:56:06	903	00:36:33	838	00:45:15	891	00:52:44	859	00:55:49	866	04:06:27
805	Frank Gustavfson	FG Consult	00:56:32	922	00:36:49	852	00:46:02	924	00:50:36	787	00:56:30	893	04:06:29

CHRISTER 'BOLT' HENRIKSEN fra Hjulben Runners rammer målstregen på sidste etape i 53:07.

FOTO: KENNETH JENSEN

MICKEY HAAKANSSON fra FIF på serpentinervejen i Hasle. Mickey klokkede 38:52 for Etapens første 10 km.

FOTO: KENNETH JENSEN

NR.	NAVN	KLUB	1. ETAPE / PLAC.	2. ETAPE / PLAC.	3. ETAPE / PLAC.	4. ETAPE / PLAC.	5. ETAPE / PLAC.	SAMLET
806	Koch Niels		00:58:57 985	00:37:18 882	00:44:14 838	00:50:16 776	00:55:45 865	04:06:30
807	Kurt Henning Buus	Brande Motion	00:54:53 867	00:37:02 867	00:45:18 895	00:53:17 873	00:56:04 877	04:06:34
808	Per Nielsen	De Seje Slanger	00:56:00 899	00:37:32 890	00:45:59 923	00:52:05 832	00:55:08 843	04:06:44
809	Stig Olsborg		00:56:11 908	00:37:15 876	00:45:58 921	00:52:09 835	00:55:26 852	04:06:59
810	Ole Hasfeldt	Trim Ballerup	00:56:03 901	00:37:25 886	00:45:47 913	00:52:25 851	00:55:44 862	04:07:24
811	Bjørn Pipsen	MASK	00:56:51 931	00:36:13 824	00:44:42 861	00:52:06 833	00:57:46 920	04:07:38
812	Bill Svensson	Örkelljunga FK	00:53:47 815	00:36:42 847	00:45:08 880	00:54:23 909	00:57:46 922	04:07:46
813	Karsten Hansen		00:58:04 960	00:36:33 837	00:45:26 897	00:51:26 820	00:56:18 885	04:07:47
814	Frank Segato		00:54:50 862	00:37:12 875	00:45:53 916	00:53:28 878	00:56:24 889	04:07:47
815	Thomas Hemmingsen	A-Team	00:55:22 882	00:35:42 799	00:46:20 935	00:54:27 912	00:56:03 876	04:07:54
816	Flemming Bærnthsen	Viking Atletik 4	00:56:01 900	00:36:05 816	00:45:15 889	00:52:31 854	00:58:13 934	04:08:05
817	Per Olsen	Fjordløberne	00:57:03 935	00:38:40 938	00:45:45 910	00:51:14 810	00:55:27 853	04:08:09
818	Thomas Thaysen		00:56:40 928	00:37:10 872	00:45:45 909	00:53:21 876	00:55:21 849	04:08:17
819	M70 Bjarne Andersen	TIK Løberne	00:55:13 880	00:37:16 880	00:46:09 929	00:53:44 883	00:56:03 875	04:08:25
820	Viggo Michael Jensen	Team Winther	00:56:17 912	00:35:23 785	00:46:23 938	00:51:27 821	00:58:59 960	04:08:29
821	Preben Madsen	Nyvest Atletik	00:56:36 924	00:37:07 869	00:46:29 948	00:52:07 834	00:56:31 894	04:08:50
822	John Post		00:55:13 881	00:36:50 854	00:46:12 932	00:53:56 893	00:56:44 896	04:08:55
823	Allan Hansen		00:58:09 961	00:36:38 841	00:47:11 972	00:50:54 799	00:56:06 878	04:08:58
824	Jens Arne Hansen		01:01:43 1034	00:36:40 846	00:44:54 872	00:52:27 853	00:53:46 793	04:09:30
825	Jan Elmholdt Jensen		01:00:17 1014	00:36:55 860	00:46:20 937	00:50:52 796	00:55:10 845	04:09:34
826	Mogens Bertram-Nielsen	Herlevløberne 1	00:52:57 775	00:37:54 908	00:48:26 1008	00:50:36 786	00:59:51 983	04:09:44
827	Tommy Bünger		00:58:44 981	00:37:08 870	00:47:09 969	00:52:12 840	00:54:42 832	04:09:55
828	John Bøgevig	TIK Løberne	00:56:08 905	00:37:25 885	00:46:37 952	00:53:36 882	00:56:19 886	04:10:05
829	Mogens Elleby	Viking Atletik 6	00:57:03 936	00:37:49 904	00:46:10 931	00:53:16 870	00:56:22 887	04:10:40
830	Søren Jensen	BPI	00:57:29 947	00:37:09 871	00:46:33 950	00:52:37 857	00:56:53 899	04:10:41
831	Dan Nielsen	Allerød Atletik og Motion	00:55:49 895	00:37:10 874	00:46:44 954	00:54:38 918	00:56:52 898	04:11:13
832	Jes Møller Jensen	Greve Trim	00:55:48 894	00:38:12 923	00:46:45 955	00:53:46 887	00:57:14 910	04:11:45
833	Bjarne Schmidt	Danfoss Marathon Club	00:56:13 909	00:37:41 896	00:47:14 976	00:53:50 890	00:57:00 905	04:11:58
834	Kevin Christensen		01:03:14 1053	00:37:00 865	00:37:57 479	00:52:26 852	01:01:26 1005	04:12:03
835	Joakim Risom		00:57:46 953	00:36:52 857	00:47:06 968	00:54:12 901	00:56:08 879	04:12:04
836	Kim Riis-Sørensen	Færgen	00:59:15 995	00:36:56 861	00:44:31 856	00:52:21 846	00:59:08 965	04:12:11
837	Laurits Kofoed		00:58:00 957	00:37:57 909	00:45:53 915	00:53:27 877	00:56:58 902	04:12:15
838	Brian Hermansen	Færgen	00:59:02 987	00:39:24 959	00:45:29 900	00:52:16 844	00:56:12 881	04:12:23
839	Miklas Kroager		00:54:30 849	00:34:37 738	00:45:33 904	00:54:11 900	01:03:40 1028	04:12:31
840	Tom Johnson		00:57:15 939	00:35:35 790	00:46:27 945	00:54:28 914	00:58:50 950	04:12:35
841	Christian Frandsen	Team Svanemøllen	00:57:16 940	00:37:15 877	00:46:46 957	00:53:51 891	00:57:32 914	04:12:40
842	Ulrik Sørensen		00:58:38 977	00:37:15 878	00:46:04 927	00:53:36 881	00:57:33 916	04:13:06
843	Viggo Nedergaard Jensen		00:56:34 923	00:37:47 901	00:45:44 908	00:53:45 886	00:59:17 969	04:13:07
844	Nikolaj Hull Hartmann	Brørup løbeklub	01:02:57 1049	00:38:56 943	00:44:28 853	00:50:06 772	00:56:51 897	04:13:18
845	Vagn Jensen	Team Krølle Bølles Bentøj	00:57:54 954	00:37:41 897	00:46:20 936	00:54:16 903	00:57:10 909	04:13:21
846	John Stig Andersen		00:58:16 968	00:38:19 931	00:46:26 941	00:52:49 864	00:57:58 928	04:13:48
847	Kurt Bysand	P Fire	00:59:37 1004	00:36:51 855	00:45:58 920	00:52:46 861	00:58:39 943	04:13:51
848	Jens H. Hansen	Roskilde Motion	00:56:26 918	00:38:05 919	00:46:27 943	00:53:57 894	00:58:59 961	04:13:54
849	Anders Nielsen		00:59:08 989	00:37:29 889	00:45:21 896	00:53:18 874	00:58:42 946	04:13:58
850	Kurt Ibsen		00:57:15 938	00:38:15 927	00:47:20 981	00:53:17 871	00:57:53 924	04:14:00
851	Lars Bigom-Eriksen	Blovstrød Løverne	00:57:43 951	00:36:52 858	00:46:37 951	00:55:00 928	00:57:53 925	04:14:05
852	Torben Christiansen	Atena	00:58:19 970	00:36:30 834	00:46:47 959	00:53:45 885	00:58:50 951	04:14:11
853	Flemming Rytter	Ryslinge	00:48:16 539	00:36:38 843	01:06:04 1128	00:50:53 798	00:52:36 751	04:14:27
854	Hauke Bahnsen		00:59:53 1007	00:36:53 859	00:45:59 922	00:54:21 908	00:57:35 917	04:14:41
855	Henrik Olsen		00:58:13 965	00:38:22 933	00:46:51 961	00:53:48 889	00:57:33 915	04:14:47
856	Lars Mejlbro		00:58:10 963	00:37:41 898	00:47:13 974	00:53:17 872	00:58:27 940	04:14:48
857	Rasmus Tarp		00:58:25 972	00:36:39 845	00:46:40 953	00:55:10 932	00:57:55 926	04:14:49
858	Alex Buhelt		00:58:44 982	00:37:32 891	00:46:47 958	00:53:46 888	00:58:03 929	04:14:52
859	Esben Elbæk	Aalborg Øst Road Runners Club	00:59:14 992	00:36:26 832	00:46:23 939	00:55:43 944	00:57:09 908	04:14:55
860	Goran Karlsson		00:58:14 966	00:36:44 850	00:46:14 933	00:55:40 943	00:58:05 931	04:14:57
861	Ralf Koch	Team Leipzig 2	00:58:55 983	00:37:58 911	00:46:27 944	00:53:34 880	00:58:04 930	04:14:58
862	Bernhard Borchardt	LT Schönebeck	00:58:12 964	00:38:21 932	00:46:50 960	00:54:18 906	00:57:23 912	04:15:04
863	Henrik Lustrup		00:57:41 950	00:38:57 945	00:45:18 894	00:54:18 905	00:58:55 955	04:15:09
864	Finn Søndergaard	Team Lystrupvej	00:58:40 979	00:37:36 893	00:46:53 962	00:55:07 931	00:56:56 900	04:15:12
865	Thomas Kiel	FIF Hillerød	00:58:40 980	00:37:24 884	00:48:08 997	00:52:33 855	00:58:34 942	04:15:19
866	Lennart Fogh		00:57:24 945	00:37:49 905	00:47:58 994	00:54:44 922	00:57:29 913	04:15:24
867	Mogens Breum		00:58:02 958	00:38:09 921	00:46:33 949	00:54:30 915	00:58:24 938	04:15:38
868	Bjarne Petersen		00:57:22 943	00:38:04 917	00:46:54 963	00:54:28 913	00:58:54 953	04:15:42
869	Holger Tygesen		00:57:32 948	00:37:53 907	00:47:36 989	00:54:15 902	00:58:41 945	04:15:57
870	Klaus Tatenhorst	LC 92 Bad Salzuflen	00:59:15 993	00:37:40 895	00:47:18 980	00:52:48 862	00:58:58 959	04:15:59
871	Jens Chr. Andersen		00:57:22 944	00:37:03 868	00:47:26 984	00:55:56 949	00:58:21 936	04:16:08
872	Mathias Bach	CWesth	00:56:52 932	00:37:00 864	00:44:54 873	00:55:51 946	01:01:49 1010	04:16:26
873	Peter Espersen	Coop Bornholm 3	00:58:30 975	00:38:26 935	00:47:20 982	00:53:10 869	00:59:13 968	04:16:39
874	Henrik Bladsen		00:57:04 937	00:38:02 916	00:46:59 966	00:58:20 975	00:56:27 890	04:16:52
875	Søren Sonne		00:59:18 998	00:38:13 925	00:47:47 992	00:53:05 866	00:59:02 963	04:17:25
876	Finn Madsen		00:57:02 934	00:41:21 1002	00:46:08 928	00:55:13 935	00:57:49 923	04:17:33
877	Mikael Wennerberg Johansen		00:57:18 941	00:38:16 929	00:47:55 993	00:55:12 934	00:59:01 962	04:17:42
878	Bent Lund		00:58:57 984	00:38:12 924	00:48:16 1000	00:54:07 899	00:58:19 935	04:17:51
879	Per Glenstrøm	Team sutsko	00:59:05 988	00:38:54 942	00:46:59 967	00:54:00 896	00:58:55 954	04:17:53
880	Jesper Mattsson	Lån & Spar	01:00:38 1017	00:38:14 926	00:47:16 979	00:53:31 879	00:58:28 941	04:18:07
881	Erwin Hansen	Viking Atletik 5	00:57:36 949	00:39:43 972	00:48:37 1014	00:55:21 938	00:56:57 901	04:18:14
882	Peer Letholm	Atena	00:59:46 1006	00:38:05 920	00:48:27 1009	00:55:05 930	00:57:46 919	04:19:09
883	Thomas Sjöberg		01:00:05 1010	00:37:37 894	00:47:10 970	00:55:39 942	00:58:43 947	04:19:14

FREDRIK JUHL får dybbet fødderne på 2. etape ved Dueodde.

FOTO: KENNETH JENSEN

CRISTIAN STABEL - uden mad og drikke i rygsækken duer helten ikke - løber 63:43 på første etape.

FOTO: KENNETH JENSEN

BRONZESPONSOR

Bornholmerflyet

BORNHOLMERFLYET.DK
Danish Air Transport A/S

NR.	NAVN	KLUB	1. ETAPE / PLAC.	2. ETAPE / PLAC.	3. ETAPE / PLAC.	4. ETAPE / PLAC.	5. ETAPE / PLAC.	SAMLET
884	Frederik Gjørup Pedersen		01:01:19 1025	00:38:48 940	00:48:17 1002	00:53:44 884	00:57:19 911	04:19:27
885	Jimmy H Andreasen	SAS løbeklub	00:56:22 914	00:39:15 955	00:48:49 1015	00:55:36 941	00:59:35 977	04:19:37
886	Bill René Hansen		00:59:17 997	00:37:58 910	00:49:00 1020	00:54:21 907	00:59:11 967	04:19:47
887	Knud Erik Hansen	Rønne Revision	00:58:29 974	00:38:00 912	00:48:57 1019	00:55:05 929	00:59:19 970	04:19:50
888	Kenneth Lithen Worm-Nielsen		00:58:15 967	00:39:11 951	00:48:23 1006	00:54:41 920	00:59:24 972	04:19:54
889	Jens Thomsen	Viborg AM 2	00:59:15 994	00:39:00 947	00:48:29 1010	00:55:27 939	00:58:09 932	04:20:20
890	Roland Holmberg		00:58:32 976	00:39:00 948	00:48:30 1011	00:54:54 925	01:00:13 989	04:21:09
891	Trond Kivijervi		01:00:54 1019	00:39:24 960	00:48:09 998	00:54:23 910	00:58:22 937	04:21:12
892	Kim Salby	AAIG Aabenraa	00:56:46 930	00:35:42 801	00:46:45 956	00:51:30 822	01:10:33 1066	04:21:16
893	Peter Nielsen	Sparta 3	00:59:44 1005	00:39:06 950	00:47:28 986	00:56:04 950	00:59:07 964	04:21:29
894	Claus Lidbjerg	TIK Løberne	00:57:58 956	00:39:52 976	00:49:07 1022	00:56:08 953	00:58:25 939	04:21:30
895	Henrik Madsen	Coop Bornholm 2	00:59:12 991	00:40:21 987	00:50:01 1038	00:54:04 898	00:57:55 927	04:21:33
896	Jesper Kristensen		01:02:52 1048	00:39:14 953	00:47:35 988	00:53:09 868	00:58:55 956	04:21:45
897	Kim Kofoed		01:00:46 1018	00:38:02 915	00:49:09 1023	00:54:55 927	00:58:55 957	04:21:47
898	Lars Pallesen		00:59:09 990	00:40:06 984	00:47:40 990	00:54:48 924	01:00:23 991	04:22:06
899	Lars Munch		01:00:12 1012	00:38:56 944	00:48:54 1016	00:54:26 911	00:59:38 979	04:22:06
900	Anders Andersen		00:59:18 999	00:38:01 914	00:47:14 975	00:53:20 875	01:04:31 1036	04:22:24
901	Dennis Tange	MASK	00:57:45 952	00:39:45 974	00:48:04 996	00:55:53 948	01:01:18 1003	04:22:45
902	Gert Jeilsø		00:59:20 1000	00:40:01 982	00:48:17 1001	00:54:31 916	01:00:41 997	04:22:50
903	Ulrik Stender		01:01:40 1033	00:38:57 946	00:48:20 1003	00:55:18 937	00:59:11 966	04:23:26
904	Anders Gudiksen		01:01:27 1029	00:39:26 963	00:49:15 1026	00:53:58 895	00:59:28 973	04:23:34
905	Brian Frost		01:01:28 1030	00:39:24 961	00:49:18 1029	00:54:01 897	00:59:30 974	04:23:41
906	Ivar Wolf Larsen		00:58:18 969	00:39:28 964	00:48:25 1007	00:56:14 955	01:01:38 1008	04:24:03
907	Steen Kristoffersen		00:59:32 1002	00:39:16 957	00:49:22 1031	00:55:16 936	01:00:46 1000	04:24:12
908	Flemming Steen Pedersen		01:01:38 1031	00:39:22 958	00:48:20 1004	00:55:11 933	00:59:57 985	04:24:28
909	Josip Ladan MASK		00:56:31 921	00:46:22 1056	00:47:26 983	01:01:08 997	00:53:08 775	04:24:35
910	Allan Hansen	Herlevløberne 2	00:58:04 959	00:36:50 853	00:49:17 1028	01:00:33 992	01:00:24 992	04:25:08
911	Ebbe Torgersen		00:59:21 1001	00:39:38 971	00:48:21 1005	00:56:25 956	01:01:30 1007	04:25:15
912	Bjarne Kristiansen	Viking Atletik 2	01:01:27 1028	00:39:11 952	00:49:12 1024	00:56:04 951	00:59:33 976	04:25:27
913	Morten Holten	Bornholms Brand	01:02:23 1043	00:41:04 995	00:48:13 999	00:54:54 926	00:59:19 971	04:25:53
914	Lars Grønbek Nielsen	Valløby Motion	01:00:01 1009	00:39:43 973	00:48:55 1017	00:56:50 960	01:00:31 994	04:26:00
915	Mads Haugaard		01:01:56 1037	00:44:47 1045	00:46:25 940	00:52:45 860	01:00:38 996	04:26:31
916	Morten Schwartz Nielsen	Lund Elmer Sandager	01:00:07 1011	00:40:48 991	00:48:32 1012	00:58:28 978	00:58:39 944	04:26:34
917	Michael Holzwarth		01:00:55 1020	00:39:59 980	00:50:10 1039	00:55:53 947	00:59:47 981	04:26:44
918	Martin Bach		00:59:59 1008	00:41:19 1001	00:48:56 1018	00:56:09 954	01:00:24 993	04:26:47
919	Niels Ipsen		01:02:08 1039	00:37:41 899	00:49:14 1025	00:57:38 967	01:00:07 988	04:26:48
920	Niclas Pettersson	Rimbo IF	01:01:09 1022	00:40:20 986	00:49:26 1032	00:56:04 952	00:59:50 982	04:26:49
921	Rasmus B. Jensen		01:04:46 1067	00:38:44 939	00:49:31 1035	00:54:17 904	00:59:58 987	04:27:16
922	Bent Hansen		01:02:58 1050	00:39:16 956	00:49:16 1027	00:56:47 959	00:59:35 978	04:27:52
923	Torben Riis	Forsvarets Para-Idræt	01:01:13 1024	00:39:33 968	00:48:34 1013	00:57:00 964	01:02:21 1020	04:28:41
924	Poul Heiselberg		01:01:21 1027	00:39:58 978	00:50:22 1042	00:57:32 966	01:00:44 999	04:29:57
925	Ralph Kofoed	Færgen	01:05:22 1074	00:42:45 1018	00:52:58 1064	01:04:19 1021	00:44:45 359	04:30:09
926	Mogens Olrik Hansen	Lund Løbeklub	01:06:17 1083	00:40:56 993	00:49:39 1036	00:54:45 923	00:58:52 952	04:30:29
927	Claus Ruberg	Fugato hold 3	01:00:34 1015	00:40:39 990	00:50:28 1045	00:56:45 958	01:02:58 1023	04:31:24
928	Rene Knudsen		01:03:50 1059	00:39:34 969	00:50:25 1043	00:57:50 968	01:00:49 1001	04:32:28
929	Lars Gornitzka	ASG	01:02:22 1042	00:39:15 954	00:50:12 1040	00:58:14 973	01:03:13 1024	04:33:16
930	Harley Nielsen		01:01:44 1035	00:40:56 992	00:50:40 1047	00:57:56 969	01:02:15 1017	04:33:31
931	Zadine Serge Boulekbache		01:02:27 1044	00:39:49 975	00:50:49 1050	00:57:59 971	01:02:54 1022	04:33:58
932	Andreas Pilegaard Winther		01:02:19 1041	00:41:07 997	00:51:57 1061	00:56:33 957	01:02:19 1019	04:34:15
933	Jacob Dirks		01:02:14 1040	00:40:39 989	00:51:44 1059	00:58:58 981	01:00:42 998	04:34:17
934	Christian Stabel		01:03:43 1058	00:40:30 988	00:49:53 1037	00:56:57 963	01:03:31 1026	04:34:34
935	Bjarne Møller Sørensen	Guldborgsundløberne	01:01:51 1036	00:41:34 1004	00:51:21 1054	01:00:22 989	00:59:33 975	04:34:41
936	Erling Birk Madsen	Team Simper	01:16:17 1126	00:30:29 451	00:50:42 1049	00:43:32 461	01:14:15 1075	04:35:15
937	Ralph Pedersen	PL Entreprise A/S	01:02:29 1045	00:41:06 996	00:51:31 1056	00:57:58 970	01:02:12 1015	04:35:16
938	Erling Ipsen	SAS	01:01:02 1021	00:40:18 985	00:52:42 1063	01:00:54 995	01:00:33 995	04:35:29
939	Tobias Urhøj		01:07:51 1096	00:43:56 1032	00:47:11 971	00:54:41 919	01:02:02 1012	04:35:41
940	Torben Hansen		01:01:57 1038	00:41:11 999	00:50:21 1041	01:00:06 986	01:02:13 1016	04:35:48
941	Erland Erlandsen	Viborg AM 2	01:04:46 1068	00:40:01 981	00:51:06 1052	00:57:28 965	01:02:50 1021	04:36:11
942	Nicolai Larsen	Jyllinge Løbeklub	01:04:12 1062	00:39:28 965	00:50:41 1048	01:00:11 988	01:01:48 1009	04:36:20
943	Jesper Jensen	Greve Trim	01:03:15 1054	00:39:57 977	00:51:43 1058	00:58:24 976	01:03:34 1027	04:36:53
944	Henning Dinsen	OpenSystems ApS	01:04:30 1063	00:41:15 1000	00:50:51 1051	00:58:20 974	01:01:58 1011	04:36:54
945	Martin Kristensen		01:05:58 1078	00:38:30 936	00:46:55 964	01:05:44 1027	01:00:21 990	04:37:28
946	Ingolf Søndergaard		01:05:18 1073	00:42:23 1011	00:49:30 1033	00:56:53 962	01:05:21 1041	04:39:25
947	Kristian Schou	Blovstrødløverne	01:01:39 1032	00:42:26 1012	00:51:52 1060	01:00:25 990	01:03:24 1025	04:39:46
948	Michael Jensen		01:04:52 1069	00:36:58 862	00:59:35 1112	00:56:51 961	01:02:08 1013	04:40:24
949	Erik Lund	Team Gump	01:03:53 1060	00:40:57 994	00:51:27 1055	00:59:04 982	01:05:07 1038	04:40:28
950	Thomas Nørby Nielsen		01:07:01 1091	00:41:10 998	00:53:37 1071	00:58:13 972	01:01:25 1004	04:41:26
951	Kent Pouelander Jacobsen	Rønne Roklub	01:00:38 1016	00:39:26 962	00:54:21 1079	01:02:19 1008	01:05:16 1040	04:42:00
952	Thomas Christophersen	Turbo	01:05:05 1071	00:42:17 1009	00:49:21 1030	01:00:44 993	01:04:56 1037	04:42:23
953	Kristian Witt	Team SnegleHuset.com	01:06:47 1088	00:42:10 1007	00:52:22 1062	00:58:27 977	01:04:05 1032	04:43:51
954	Rasmus Baldus	FAGI	01:06:48 1089	00:42:35 1016	00:53:03 1065	01:00:32 991	01:01:02 1002	04:44:00
955	Thomas Rivad		01:05:45 1076	00:41:29 1003	00:51:43 1057	01:00:50 994	01:04:23 1035	04:44:10
956	John Hansen	Kolding Motion	01:04:45 1066	00:42:36 1017	00:54:40 1084	00:59:31 984	01:04:02 1031	04:45:34
957	Emil Gjørup Pedersen		01:06:11 1081	00:45:27 1050	00:54:21 1080	00:58:46 979	01:02:18 1018	04:47:03
958	Finn Larsen		01:06:40 1086	00:42:33 1015	00:53:09 1067	01:00:56 996	01:04:00 1030	04:47:18
959	Klaus-Peter Böttger	Team Erdger alkoholfrei	00:59:37 1003	00:45:25 1049	00:55:54 1097	01:01:52 1004	01:06:09 1043	04:48:57
960	Henning Møller Knudsen	Langgarverne	01:05:07 1072	00:42:13 1008	00:53:16 1068	01:01:35 1000	01:07:11 1051	04:49:22
961	Daniel Kuburovic		01:01:10 1023	00:39:29 966	01:10:18 1129	00:58:54 980	00:59:41 980	04:49:32

ROBERT VEILIS fra Forsvarets Para-idræt på den hårde tur ind fra stranden og gennem de blåde klitter inden mål på 2. etape.

FOTO: KENNETH JENSEN

BRONZESPONSOR

Espersen

ESPERSEN

NR.	NAVN	KLUB	1. ETAPE / PLAC.	2. ETAPE / PLAC.	3. ETAPE / PLAC.	4. ETAPE / PLAC.	5. ETAPE / PLAC.	SAMLET
962	Andreas Lund	MASK	01:07:05 1092	00:44:24 1040	00:53:21 1069	00:59:11 983	01:07:07 1050	04:51:08
963	Peter Thyrre Jensen		01:04:40 1064	00:43:24 1023	00:55:53 1096	01:02:38 1010	01:07:00 1049	04:53:35
964	Karsten Ahrens	TSV Anderten	01:06:12 1082	00:43:11 1021	00:54:25 1081	01:02:42 1011	01:07:42 1052	04:54:12
965	Mathias Gjerløv		01:08:03 1098	00:42:08 1006	00:54:17 1078	01:01:12 998	01:09:33 1062	04:55:13
966	Vagn Tonsberg	Kolding Kfum Atletik og Motion	01:04:42 1065	00:44:03 1033	00:56:30 1104	01:04:36 1022	01:05:23 1042	04:55:14
967	Brian Nielsen		01:09:12 1104	00:43:46 1031	00:53:42 1072	01:01:45 1002	01:06:59 1047	04:55:24
968	René Tholander		01:06:32 1085	00:46:04 1055	00:56:31 1105	01:03:20 1018	01:03:58 1029	04:56:25
969	Henrik Vilhelmsen		01:05:40 1075	00:43:34 1024	00:55:48 1095	01:04:48 1023	01:06:54 1046	04:56:44
970	Per Lindgård		01:08:11 1099	00:42:20 1010	00:55:42 1093	01:02:46 1013	01:08:12 1054	04:57:11
971	Mogens Schelde		01:07:40 1095	00:43:40 1028	00:55:58 1099	01:02:16 1007	01:08:30 1059	04:58:04
972	Poul Klingenborg	Klingenborg Sportsmassage	01:09:28 1106	00:44:19 1037	00:55:47 1094	01:01:51 1003	01:06:59 1048	04:58:24
973	Niels Frost Jensen	Den Bornholmske Spritfabrik	01:06:55 1090	00:45:20 1047	00:54:50 1087	01:03:22 1019	01:08:23 1056	04:58:50
974	Egon Erlandsen	Kokkedal IK	01:09:50 1108	00:43:03 1020	00:54:46 1085	01:02:51 1015	01:08:28 1058	04:58:58
975	Ronny Nielsen		01:07:59 1097	00:43:43 1029	00:56:54 1108	01:03:02 1017	01:08:26 1057	05:00:04
976	Bjarne Hegnsgaard Olsen	IK Hellas	01:07:36 1094	00:44:35 1042	00:54:36 1083	01:02:55 1016	01:10:54 1069	05:00:36
977	Jan Aas Christensen		01:07:31 1093	00:44:20 1039	00:56:12 1101	01:02:51 1014	01:10:12 1065	05:01:06
978	Henning Andersen		01:09:09 1103	00:43:38 1026	00:53:51 1074	01:01:13 999	01:14:39 1076	05:02:30
979	Erik Andersen	Herlev Løbeklub	01:09:03 1101	00:45:35 1052	00:56:26 1103	01:02:02 1006	01:09:42 1063	05:02:48
980	John Dalsgaard Jensen	Onsdagssneglene	01:09:23 1105	00:44:18 1036	00:55:28 1092	01:04:52 1024	01:10:09 1064	05:04:10
981	Henrik Madsen		01:11:42 1118	00:44:19 1038	00:56:22 1102	01:02:44 1012	01:09:22 1061	05:04:29
982	Kurt Birger Hansen		01:10:29 1111	00:43:44 1030	00:56:40 1106	01:05:04 1026	01:08:39 1060	05:04:36
983	Jacob Andersen		01:10:17 1109	00:45:31 1051	00:54:02 1077	01:04:13 1020	01:10:44 1067	05:04:47
984	Henrik Rømer		01:11:19 1114	00:44:37 1044	00:54:50 1086	01:02:01 1005	01:13:27 1073	05:06:14
985	Robert Veilis	Forsvarets Para-Idræt	01:14:29 1123	00:43:34 1025	00:56:09 1100	01:04:54 1025	01:07:54 1053	05:07:00
986	Nicolai Larsen	Øjenlægernes Hus	01:11:28 1116	00:44:04 1034	00:55:04 1088	01:05:47 1028	01:12:38 1071	05:09:01
987	Kent Jensen	Kolding Motion	01:13:15 1120	00:45:22 1048	00:56:41 1107	01:06:53 1030	01:11:30 1070	05:13:41
988	Peter Andersen	Haslev løbeklub	01:13:22 1122	00:45:58 1054	00:57:34 1110	01:05:57 1029	01:13:09 1072	05:16:00
989	Roland Dippmann	Team Leipzig 2	01:15:21 1124	00:46:46 1057	01:00:04 1114	01:08:31 1033	01:13:36 1074	05:24:18
990	Per Otto Bülck		01:13:17 1121	00:45:42 1053	01:00:05 1115	01:07:50 1031	01:18:08 1081	05:25:02
991	Johnny Nogel Eriksen	Sindingrunning /Escape	01:11:18 1113	00:44:25 1041	01:05:55 1127	01:07:50 1032	01:18:40 1082	05:28:08
992	Finn Jensen		01:11:27 1115	00:47:10 1058	01:03:38 1122	01:12:06 1038	01:20:36 1084	05:34:57
993	Ole Banner-Voigt	Blovstrød Løverne	01:19:42 1131	00:49:32 1061	01:01:08 1119	01:09:09 1034	01:16:06 1077	05:35:37
994	Kasper Christiansen		01:19:21 1130	00:50:29 1064	01:00:57 1118	01:09:33 1035	01:16:43 1078	05:37:03
995	Birger Agerup Jensen	Sparta 3	01:16:15 1125	00:50:27 1063	01:00:32 1116	01:11:27 1036	01:24:06 1086	05:42:47
996	Christian Badsted	Forsvarets Para-Idræt	01:17:49 1128	00:51:57 1065	01:03:51 1123	01:11:31 1037	01:17:47 1080	05:42:55
997	Poul Jensen	Stevns løbeklub	01:23:51 1133	00:49:46 1062	01:02:06 1120	01:14:11 1039	01:18:53 1083	05:48:47
998	Jørgen Kramer		01:20:02 1132	00:53:15 1066	01:04:52 1124	01:17:16 1040	01:24:22 1087	05:59:47

EMIL ØSTERGÅRD i fuldt firspring på vej i mål på Hasle etapen i den gode tid 43:37.

FOTO: KENNETH JENSEN

DRENGE/BOYS 15-17

NR.	NAVN	KLUB	1. ETAPE / PLAC.		2. ETAPE / PLAC.		3. ETAPE / PLAC.		SAMLET
1	Alexander Siedler Nielsen	Hvam	00:21:08	1	00:20:44	1	00:33:53	1	01:15:45
2	Albin Carlsson	IK AKELE	00:21:36	2	00:21:19	3	00:34:50	2	01:17:45
3	Malthe Nielsen	Team Saysky	00:22:33	3	00:21:13	2	00:35:16	3	01:19:02
4	Micki Borgen Morell	IK Olympia	00:22:46	4	00:22:31	4	00:37:46	6	01:23:03
5	Jacob Weel Rosbo	Bagsværd Atletik Club	00:24:13	8	00:23:05	5	00:36:49	4	01:24:07
6	Alexander Salby	AAIG Aabenraa	00:23:56	6	00:23:37	6	00:37:42	5	01:25:15
7	Jørgen Stigen	Fredrikstad Skiklubb	00:24:05	7	00:23:55	7	00:38:03	7	01:26:03
8	Jacob Seerup Kirkeby	Nyvest	00:24:18	9	00:24:16	10	00:38:26	8	01:27:00
9	Marcus Rølling	Amager atletik club	00:24:55	10	00:24:15	9	00:39:53	10	01:29:03
10	Frederik Holm Wester	Tri-X14	00:26:27	12	00:23:57	8	00:38:45	9	01:29:09
11	Malte Boss	Entreprenør Lars Boss	00:24:57	11	00:25:04	11	00:41:03	11	01:31:04
12	Haakon Kjelås Garfjell	SK Kraft	00:26:45	13	00:25:34	12	00:41:32	13	01:33:51
13	Marcus Lissau		00:26:47	14	00:26:56	18	00:41:11	12	01:34:54
14	Emil Kullerud	varteig il	00:27:51	18	00:25:58	13	00:42:00	15	01:35:49
15	Carl Emil Kristensen		00:27:01	15	00:26:23	16	00:42:30	16	01:35:54
16	Mads Hoffmann	Rungsted Ishockey Klub	00:28:11	20	00:26:10	15	00:41:43	14	01:36:04
17	Marco Renè Andersen		00:27:30	16	00:25:59	14	00:43:21	17	01:36:50
18	Terje Jacobsson	Sk Kraft	00:27:40	17	00:27:01	20	00:43:21	18	01:38:02
19	Magnus Kofoed		00:28:13	21	00:26:45	17	00:45:16	19	01:40:14
20	Magnus Marker		00:27:58	19	00:27:00	19	00:45:41	22	01:40:39
21	Philip Mouritsen Krogh	Sportsklubben Kraft	00:29:14	25	00:27:43	25	00:45:30	21	01:42:27
22	Sebastian Behr	lejre tømreren	00:28:53	23	00:27:40	24	00:46:25	24	01:42:58
23	Steffen F Lund		00:29:42	29	00:27:09	21	00:46:27	25	01:43:18
24	Mathias Mikkelsen		00:29:24	27	00:27:26	22	00:46:30	26	01:43:20
25	Andreas Schultz		00:29:08	24	00:27:44	26	00:47:15	29	01:44:07
26	Rasmus Ciraklar	Svogerslev IF	00:29:47	31	00:29:32	36	00:45:21	20	01:44:40
27	Tjalfe E. Oure		00:30:50	35	00:27:56	28	00:45:54	23	01:44:40
28	Oscar Kristensen Kurubacak		00:29:22	26	00:28:16	29	00:48:19	31	01:45:57
29	Frederik Hochstrasser		00:31:04	36	00:28:28	30	00:47:07	27	01:46:39
30	Victor Juel Blem		00:31:32	39	00:27:48	27	00:47:40	30	01:47:00
31	Silas Brøns		00:28:50	22	00:27:33	23	00:51:00	39	01:47:23
32	Henrik Jacobsson	Sk Kraft	00:29:36	28	00:28:28	31	00:49:29	35	01:47:33
33	Lukas Behr	lejre tømreren	00:29:57	33	00:28:52	32	00:48:46	34	01:47:35
34	Oliver Pihl		00:32:11	41	00:29:44	37	00:47:07	28	01:49:02
35	Mads Hansen Bager		00:30:21	34	00:29:20	35	00:49:34	36	01:49:15
36	Nicolai Severin Therkelsen		00:31:08	38	00:30:00	38	00:48:33	33	01:49:41
37	Peter Søgaard Kofoed	Søgaard Telemarketing	00:33:14	43	00:29:13	33	00:48:22	32	01:50:49
38	Malthe Frederiksen		00:29:43	30	00:30:22	41	00:51:10	40	01:51:15
39	Martin Stokke Mathiesen	SK Kraft	00:31:04	37	00:30:10	40	00:50:10	38	01:51:24
40	Lukas F Lund		00:31:46	40	00:30:34	42	00:49:46	37	01:52:06
41	Marcus Fischer Kildahl		00:33:56	47	00:29:17	34	00:51:46	42	01:54:59
42	Lasse Hansen		00:33:23	45	00:30:42	43	00:52:54	45	01:56:59
43	Yassin El Ameli		00:33:25	46	00:30:44	44	00:53:54	46	01:58:03
44	Malte Grunow		00:34:03	48	00:31:16	45	00:54:09	48	01:59:28
45	Marius Stokke Mathiesen	SK Kraft	00:34:10	49	00:32:33	47	00:54:10	49	02:00:53
46	Jonas Bern	SK.Kraft	00:33:15	44	00:31:29	46	00:57:37	51	02:02:21
47	Johannes Aaron Bocher	Berliner F. Sportsfreunde	00:35:39	51	00:36:18	52	00:52:24	44	02:04:21
48	Matias Bay Blichsted Hansen		00:36:20	53	00:34:13	50	00:54:07	47	02:04:40
49	Philip Klansø	De kiksede	00:34:29	50	00:39:13	54	00:52:16	43	02:05:58
50	Emil Bigom-Eriksen		00:35:55	52	00:33:23	48	00:56:48	50	02:06:06
51	Andreas Steenfat		00:42:18	55	00:37:16	53	01:01:21	52	02:20:55
52	Bjarke Renee Pedersen		00:43:58	56	00:41:03	55	01:06:50	53	02:31:51

ALFEED MARCHER-ANDERSEN nøjedes med at løbe 4,2 km i Rønne.

FOTO: KENNETH JENSEN

DRENGE/BOYS 12-14

NR.	NAVN	KLUB	1. ETAPE / PLAC.		2. ETAPE / PLAC.		3. ETAPE / PLAC.		SAMLET
1	Anders Schou	Viking Atletik	00:12:27	1	00:09:39	1	00:14:28	1	00:36:34
2	Erik Stigen	Fredrikstad Skiklubb	00:12:32	2	00:10:09	3	00:14:33	2	00:37:14
3	Louis Cantby	Korsør atletik og motion	00:12:34	3	00:09:53	2	00:14:56	3	00:37:23
4	Oliver Salby	AAIG Aabenraa	00:13:19	4	00:10:30	4	00:15:40	4	00:39:29
5	August Emil Sørensen	viking atletik	00:13:27	5	00:10:41	5	00:15:50	5	00:39:58
6	Oscar Riis-Kofoed		00:14:06	7	00:11:09	6	00:16:35	7	00:41:50
7	Julius Frederiksen		00:14:13	8	00:11:19	8	00:16:48	8	00:42:20
8	Tobias Morthorst		00:14:24	9	00:11:24	9	00:17:30	13	00:43:18
9	Sindre Fredriksen	Varteig IL	00:14:25	10	00:11:39	10	00:17:40	16	00:43:44
10	Rasmus Hansen	Viking	00:15:01	13	00:11:56	14	00:17:14	9	00:44:11
11	Oliver Hostrup Sahlberg	Hostrup Sahlberg	00:15:05	14	00:12:00	15	00:17:14	10	00:44:19
12	Marius Sørensen		00:15:20	17	00:12:01	16	00:17:25	12	00:44:46
13	Jacob Hjorth Jensen	SIF	00:14:52	12	00:11:54	12	00:18:02	17	00:44:48
14	Kevin Salby	AAIG Aabenraa	00:15:38	22	00:11:55	13	00:17:22	11	00:44:55
15	Kristoffer Brandt	Viking Atletik	00:15:11	16	00:12:05	17	00:17:40	15	00:44:56
16	Viktor Lytje		00:15:38	23	00:12:11	19	00:17:37	14	00:45:26
17	Mathias Babiel Bach-Svendsen		00:15:37	21	00:11:48	11	00:18:13	19	00:45:38
18	Frederik Morthorst		00:14:43	11	00:12:21	22	00:18:39	23	00:45:43
19	Magnus Wennerberg Larsen		00:15:33	20	00:12:06	18	00:18:13	20	00:45:52
20	Kasper Kranker Mikla		00:15:25	18	00:12:16	20	00:18:11	18	00:45:52
21	Magnus Meine		00:15:59	26	00:12:22	23	00:18:14	21	00:46:35
22	Tobias Thisen	Gretha´s Pension	00:15:45	24	00:12:41	25	00:18:21	22	00:46:47
23	August Lund		00:15:32	19	00:12:47	26	00:18:51	26	00:47:10
24	Noah Cantby	Korsør Atletik og motion	00:16:00	27	00:12:29	24	00:18:51	27	00:47:20
25	Esben Østergaard Pedersen	Esserne	00:16:02	28	00:13:07	30	00:18:48	24	00:47:57
26	Jonatan Lund		00:16:28	29	00:12:50	28	00:18:58	30	00:48:16
27	Sebastian Kure Nielsen		00:15:59	25	00:13:09	33	00:19:31	35	00:48:39
28	Aske Bøg Christoffersen		00:16:29	30	00:13:17	35	00:18:58	29	00:48:44
29	Carl Emil Soelberg		00:16:33	31	00:13:09	31	00:19:05	31	00:48:47
30	Felix Andersson		00:16:37	33	00:12:49	27	00:19:30	34	00:48:56
31	Mike Tamis		00:16:34	32	00:13:11	34	00:19:22	33	00:49:07
32	Sebastian Rosdahl Agø	HJB Byg	00:15:08	15	00:11:19	7	00:22:40	53	00:49:07
33	Valdemar Gavrani Gadegaard	TIF.	00:16:40	34	00:13:09	32	00:19:59	36	00:49:48
34	Oliver Helms Kjær	Viking	00:17:25	38	00:13:32	38	00:19:11	32	00:50:08
35	Mikkel Reinholdt Mogensen		00:17:13	37	00:13:36	39	00:21:00	43	00:51:49
36	Nicolai Mortensen		00:17:26	39	00:14:08	46	00:20:32	38	00:52:06
37	Eigil Nickelsen		00:18:29	48	00:13:29	37	00:20:21	37	00:52:19
38	Magnus Emil Bjerre Clemen Andersen		00:17:10	35	00:13:37	40	00:21:56	48	00:52:43
39	Simon Panduro		00:17:42	41	00:14:12	47	00:20:55	41	00:52:49
40	Anton Emil Hulgaard Jungsled		00:17:48	42	00:13:46	42	00:21:18	45	00:52:52
41	Christian Frigaard	danishknowhow®	00:17:37	40	00:14:39	51	00:20:54	40	00:53:10
42	Sebastian Bach		00:18:17	45	00:14:18	49	00:20:58	42	00:53:33
43	Nikolaj Hjort Lund		00:18:55	51	00:13:46	41	00:21:08	44	00:53:49
44	Mathias Emil Bjerre Clemen Andersen		00:17:12	36	00:14:41	52	00:22:28	51	00:54:21
45	Jacob Axel Hermansen	Viking Atletik	00:18:29	47	00:14:43	54	00:21:47	47	00:54:59
46	Anton Ødegaard Greve		00:18:45	50	00:14:42	53	00:21:39	46	00:55:06
47	Anton Lundberg		00:18:06	44	00:14:18	48	00:22:54	56	00:55:18
48	Emil Stryhn	Lillebælt i Løb	00:21:02	57	00:14:02	43	00:20:48	39	00:55:52
49	Jacob Faurholdt Jeppesen	Knudsker IF	00:17:51	43	00:14:06	45	00:24:01	62	00:55:58
50	David Lykke Olsen	Peterkolen	00:18:20	46	00:15:29	57	00:22:41	54	00:56:30
51	Philip Quist		00:18:38	49	00:15:21	56	00:22:32	52	00:56:31
52	Haakon Hjemdahl	Drammen turnforening	00:19:38	54	00:14:32	50	00:22:48	55	00:56:58
53	Alfred Thonke		00:21:17	59	00:14:06	44	00:22:15	49	00:57:38
54	Johan Christiansen		00:19:31	53	00:15:33	58	00:23:58	60	00:59:02
55	Marcus Hemcker		00:19:46	55	00:16:13	60	00:23:13	57	00:59:12
56	Salomon Johnson		00:21:07	58	00:16:38	62	00:23:43	58	01:01:28
57	Emil Kjærbo Kristensen	Blovstrødløverne	00:20:22	56	00:17:15	64	00:25:16	63	01:02:53
58	Frederik Jensen	MAN B&W Løbeklub	00:21:21	60	00:16:21	61	00:25:26	64	01:03:08
59	Frederik Skouboe Lausen		00:22:37	62	00:16:48	63	00:25:35	65	01:05:00
60	Sebastian Tulinius Hughes		00:22:37	63	00:18:08	65	00:26:59	66	01:07:44
61	Svante Witt	Team SnegleHuset.com	00:22:30	61	00:18:34	66	00:31:16	68	01:12:20
62	Jesper Hesselberg		00:24:13	64	00:19:10	67	00:29:46	67	01:13:09

DRENGE/BOYS 00-11

NR.	NAVN	KLUB	1. ETAPE / PLAC.		2. ETAPE / PLAC.		3. ETAPE / PLAC.		SAMLET
1	Silas Soelberg-Larsen		00:14:04	1	00:11:01	1	00:16:28	2	00:41:33
2	Christoffer Søberg		00:14:25	3	00:11:18	4	00:16:22	1	00:42:05
3	Lucas Rosendahl Jeppesen	Korsør atletik & motion	00:14:06	2	00:11:04	3	00:17:01	3	00:42:11
4	Markus Blem Ibsen	Stenseby	00:14:49	5	00:11:36	6	00:17:08	4	00:43:33
5	Benjamin Holm Larsen	iGenlyd	00:15:13	6	00:11:04	2	00:17:17	5	00:43:34
6	Jonathan Drechsler Sigvardsen	Houlkær Løb & Motion/VEXA	00:15:34	8	00:12:01	7	00:17:22	6	00:44:57
7	Andreas Nikolajsen	Varde Fysioterapi	00:15:14	7	00:12:15	8	00:17:45	7	00:45:14
8	Frederik Lauenborg Johnsen		00:15:37	9	00:12:20	9	00:18:18	11	00:46:15
9	David Ludwig Sølling		00:15:54	11	00:12:23	10	00:17:59	10	00:46:16
10	Noah Borgen Morell	IK Olympia	00:15:51	10	00:12:32	11	00:18:41	14	00:47:04
11	Conrad Kofoed		00:16:18	14	00:12:55	16	00:18:27	12	00:47:40
12	Jakob Bern	SK.Kraft	00:16:02	12	00:12:38	12	00:19:21	18	00:48:01
13	Laurits Blem Ibsen	Stenseby	00:16:32	15	00:13:36	23	00:18:42	15	00:48:50
14	Asger Mathiasen	Mathiasen	00:17:15	20	00:12:42	13	00:19:08	17	00:49:05
15	Johannes Jessen	Strandløberne	00:17:07	18	00:13:17	20	00:19:25	20	00:49:49
16	Mads Hoe Jørgensen	Kfum	00:16:41	16	00:13:49	27	00:19:38	22	00:50:08
17	Jacob Munch Jensen	Peterskolen	00:17:20	21	00:13:35	22	00:19:51	23	00:50:46
18	Tobias Holm Larsen	iGenlyd	00:17:49	23	00:13:14	19	00:20:08	29	00:51:11
19	Esben Bertelsen	Fremad Amager	00:18:08	31	00:13:40	24	00:19:34	21	00:51:22
20	Lennart Rosenthal	FC Pommern Greifswald	00:19:09	50	00:13:00	17	00:19:25	19	00:51:34
21	Nicklas Breiner Nielsen	Nordvestrunning	00:17:50	25	00:13:22	21	00:20:25	31	00:51:37
22	Mathias Jessen	Strandløberne	00:17:37	22	00:13:58	31	00:20:18	30	00:51:53
23	Andreas Bock		00:17:11	19	00:13:40	25	00:21:13	44	00:52:04
24	Victor Lindgaard		00:17:54	27	00:14:40	41	00:19:52	24	00:52:26
25	Magnus Kahr		00:18:23	36	00:13:54	28	00:20:30	33	00:52:47
26	Marius Munch		00:17:50	24	00:13:46	26	00:21:17	47	00:52:53
27	Viggo Buchardt Rosbjerg	Bornholm 15	00:18:13	33	00:14:43	43	00:20:01	26	00:52:57
28	Silas Christiansen		00:17:52	26	00:14:35	38	00:20:32	35	00:52:59
29	Sebastian Lund	Viking	00:18:31	40	00:14:00	32	00:20:33	36	00:53:04
30	Lasse Jensen		00:18:09	32	00:14:16	35	00:20:54	39	00:53:19
31	Carl Oscar Iversen		00:19:07	49	00:14:44	44	00:19:59	25	00:53:50
32	Ditlev Cantby	Korsør Atletik og motion	00:18:41	46	00:14:07	33	00:21:15	46	00:54:03
33	Rasmus Hjorth Hansen		00:18:37	43	00:14:37	40	00:20:50	38	00:54:04
34	Valdemar Seier		00:18:33	42	00:14:26	36	00:21:14	45	00:54:13
35	Alfred W. Andersen		00:18:21	34	00:14:56	49	00:20:57	40	00:54:14
36	Anders Juul Ellehauge		00:18:22	35	00:14:32	37	00:21:31	50	00:54:25
37	Magnus Jacobsson	Sk Kraft	00:19:00	48	00:14:47	45	00:20:58	41	00:54:45
38	Toke Østergaard Pedersen	Esserne	00:20:31	61	00:14:08	34	00:20:06	27	00:54:45
39	Anton H. Vibild	Ravnholt Running	00:19:39	55	00:14:40	42	00:20:30	32	00:54:49
40	Lukas Andersson		00:18:00	29	00:14:57	50	00:21:55	54	00:54:52
41	Malthe Krogh Hansen	Rønne Privatskole	00:20:42	68	00:13:55	29	00:20:31	34	00:55:08
42	Marcus Lund Kjelstrup		00:19:12	52	00:14:51	46	00:21:07	42	00:55:10
43	Aksel Bjerregaard	Rønne privatskole	00:20:42	67	00:13:57	30	00:20:38	37	00:55:17
44	Carl Bigom-Eriksen	Blovstrød Løverne	00:17:55	28	00:15:10	58	00:22:23	59	00:55:28
45	Benjamin Blicher Hedesmann		00:18:05	30	00:15:00	51	00:22:26	60	00:55:31
46	Mick Frigaard-Jensen	Asg	00:19:28	53	00:15:00	52	00:21:21	48	00:55:49
47	Mathias Dahl Nielsen		00:18:38	44	00:15:09	56	00:22:07	57	00:55:54
48	William Guldbrand Enghild	Karlslunde IF	00:18:30	38	00:16:10	69	00:22:04	55	00:56:44
49	Oliver Gudiksen		00:19:29	54	00:15:12	59	00:22:04	56	00:56:45
50	Asger Østergaard Pedersen	Esserne	00:20:00	57	00:15:09	57	00:21:38	51	00:56:47
51	Johan Rosenthal	FC Pommern Greifswald	00:19:11	51	00:14:55	48	00:22:41	63	00:56:47
52	Daniel Espenhain Bunch	Team Bunch	00:21:17	79	00:13:01	18	00:22:36	61	00:56:54
53	Frederik Kure Enghild	Augusta A/S	00:18:30	39	00:15:30	61	00:23:11	70	00:57:11
54	Ola Kjelås Garfjell	SK Kraft	00:20:10	58	00:15:31	62	00:21:54	53	00:57:35
55	Lukas Wattenberg	TV Lemgo	00:18:59	47	00:15:40	65	00:23:04	68	00:57:43
56	Mikkel Engel	Østerlars	00:21:21	80	00:15:20	60	00:21:42	52	00:58:23
57	Wille Spangsberg Backstrom		00:18:39	45	00:15:08	55	00:24:40	81	00:58:27
58	Malthe Vedelsparre Berlin		00:20:40	65	00:14:55	47	00:23:02	67	00:58:37
59	Albert Nickelsen		00:20:44	70	00:15:05	53	00:22:49	66	00:58:38
60	William Tronier-Tulinius	Ole Ørbjergs fodatleter	00:21:32	83	00:15:44	66	00:21:23	49	00:58:39
61	Eskil Soelberg	Andrarums IF	00:20:48	71	00:15:32	63	00:22:22	58	00:58:42
62	Bertil Joakim Hermansen		00:20:21	59	00:16:19	73	00:23:17	71	00:59:57
63	Tobias Rosdahl Agø	HJB Byg	00:20:23	60	00:16:10	70	00:24:25	79	01:00:58
64	Magnus Petersen		00:20:43	69	00:16:14	71	00:24:14	77	01:01:11
65	Sebastian Andersen	Viking fodbold	00:21:30	82	00:16:56	78	00:23:09	69	01:01:35
66	Mathias Geertsen	Sportmaster	00:20:33	62	00:15:48	67	00:25:22	88	01:01:43
67	Hjalte Salmony Ebsen	Gladsaxe HG	00:21:07	75	00:17:11	82	00:23:30	73	01:01:48
68	Anthon Nyboe		00:21:09	76	00:17:09	80	00:23:57	75	01:02:15
69	Karl Martin Børseth Karlsen	SK Kraft	00:22:27	89	00:15:39	64	00:24:14	78	01:02:20
70	Malthe Sebastian Ipsen		00:22:29	92	00:15:08	54	00:24:58	84	01:02:35
71	Joshua Hjorth Hansen		00:20:42	66	00:16:15	72	00:25:43	94	01:02:40
72	Leo Ramadanovic		00:20:39	64	00:17:51	96	00:24:31	80	01:03:01
73	Magnus Kure Nielsen	Viking fodbold	00:19:56	56	00:16:31	76	00:27:03	107	01:03:30
74	Kasper Nørgaard Kristensen	Viking Atletik	00:21:15	78	00:17:21	85	00:25:02	85	01:03:38
75	Villads Lund Kjelstrup		00:22:40	96	00:16:58	79	00:24:13	76	01:03:51
76	Lau Kjærsgaard Jensen		00:20:55	73	00:17:17	83	00:26:14	101	01:04:26
77	Ukendt Munch		00:21:14	77	00:17:21	84	00:26:23	102	01:04:58
78	Lasse Hangaard		00:20:34	63	00:17:22	87	00:27:24	111	01:05:20
79	Rasmus Vejby Grønnegaard		00:22:35	95	00:17:25	90	00:25:34	91	01:05:34
80	Mads Vejby Grønnegaard		00:22:35	94	00:17:26	91	00:25:35	92	01:05:36
81	Oscar Krabbe Christiansen	ka@vibkat.dk	00:22:23	88	00:17:11	81	00:26:04	97	01:05:38
82	Theis Peter Christiansen		00:22:35	93	00:17:36	94	00:25:32	90	01:05:43
83	James Oliver		00:22:15	87	00:17:23	88	00:26:06	98	01:05:44
84	Anton Krabbe Christiansen		00:22:27	91	00:17:21	86	00:26:11	100	01:05:59
85	Mikkel Odborg Nielsen		00:21:50	85	00:18:26	100	00:25:54	95	01:06:10
86	Aske Emil Oure		00:23:44	105	00:17:51	97	00:25:42	93	01:07:17
87	Christoffer Dybdal Andersen		00:22:54	100	00:17:23	89	00:27:09	108	01:07:26
88	Julian Haagensen	Tromsø Ishockeyklubb	00:22:44	97	00:17:34	93	00:27:44	113	01:08:02
89	Alaja Stamer	HJB Byggeforretning	00:23:05	101	00:18:19	99	00:26:42	104	01:08:06
90	Louis Thonke		00:23:28	103	00:17:50	95	00:26:53	105	01:08:11
91	Oliver Bjørn Olesen		00:24:23	108	00:18:39	101	00:26:08	99	01:09:10
92	Marcus Bagger	Mor	00:23:28	104	00:18:57	104	00:27:11	109	01:09:36
93	Jonas Risvig		00:24:52	110	00:18:46	103	00:27:40	112	01:11:18
94	Jacob Bigom-Eriksen		00:24:30	109	00:19:26	110	00:27:24	110	01:11:20
95	Ole Jesper Nagel	Fortuna Neuenkirchen	00:22:27	90	00:18:19	98	00:31:02	121	01:11:48
96	Kasper Hesselberg		00:23:16	102	00:19:07	106	00:29:31	118	01:11:54
97	Johan Munk Ejlersen		00:21:56	86	00:19:14	108	00:30:46	120	01:11:56
98	Otto Rotermann		00:23:55	107	00:19:11	107	00:30:09	119	01:13:15
99	Asbjørn Zeller	Team Sommer	00:25:14	111	00:20:42	113	00:32:17	122	01:18:13
100	Elliot Thøgersen		00:23:44	106	00:22:47	117	00:35:39	126	01:22:10
101	Felix Lund Seiersbøll	Every-body	00:30:19	113	00:22:38	116	00:35:28	125	01:28:25
102	Malthe Pihl Christensen		00:30:08	112	00:21:11	115	00:43:38	128	01:34:57
103	Keven Smith Treldal	Team Treldal	00:34:21	115	00:26:24	118	00:38:08	127	01:38:53

ANDERS SCHOU fra Viking Atletik vandt etapen i aldersgruppen 12-14 år.

FOTO: KENNETH JENSEN

BRONZESPONSOR
Danhostel Bornholms
DANHOSTEL BORNHOLM

FRIDA SCHLEDERMANN fra Sparta på vej i mål på Rønne-etapen. Frida vandt pigeklassen 12-14 år.

FOTO: KENNETH JENSEN

ANE KATRINE KOFOED og Ditte Marie Kofoed løber i mål på etapen i Almindingen.

FOTO: KENNETH JENSEN

PIGER/GIRLS 15-17

NR.	NAVN	KLUB	1. ETAPE / PLAC.		2. ETAPE / PLAC.		3. ETAPE / PLAC.		SAMLET
1	Dorthea Jørgensen	FIT4RUN.dk	00:24:35	1	00:23:42	1	00:38:13	1	01:26:30
2	Mathilde Helms Kjær	Viking	00:26:13	2	00:25:46	2	00:41:07	2	01:33:06
3	Freja Blom Thomsen	FIT4RUN.dk / OA OGF	00:26:37	3	00:26:41	3	00:42:20	3	01:35:38
4	Petrine Stryhn	Lillebælt i Løb	00:27:16	4	00:27:16	4	00:42:42	4	01:37:14
5	Frida Kullerud	Varteig IL	00:27:58	5	00:27:33	5	00:43:33	5	01:39:04
6	Miriam Vibe Sode	viking	00:29:25	7	00:27:48	6	00:45:51	6	01:43:04
7	Nanette Nikolajsen	Varde Fysioterapi	00:31:28	10	00:29:37	7	00:46:55	7	01:48:00
8	Johanna Guenther		00:31:03	8	00:30:37	8	00:50:25	9	01:52:05
9	Emma Hilligsøe		00:31:16	9	00:33:09	11	00:48:33	8	01:52:58
10	Anne-Kathrine Jørgensen	Kolding KFUM Atletik&Motion	00:32:36	11	00:31:57	9	00:50:36	10	01:55:09
11	Thea Babiel Bach-Svendsen		00:34:32	13	00:35:07	14	00:53:09	11	02:02:48
12	Lin Bigom-Eriksen	Blovstrød Løverne	00:36:16	15	00:33:45	12	00:55:40	14	02:05:41
13	Anna Mathiasen	Mathiasen	00:36:37	17	00:33:45	13	00:55:39	13	02:06:01
14	Antoinette Toghøj Jørgensen	Team Bornholm Håndbold	00:37:43	21	00:35:08	15	00:54:10	12	02:07:01
15	Andrea Thisen	Gretha´s Pension	00:36:17	16	00:36:19	21	00:56:09	15	02:08:45
16	Caroline Bang Rasmussen		00:36:56	20	00:35:08	16	00:58:15	20	02:10:19
17	Caroline Marie Therkelsen		00:36:14	14	00:36:44	22	00:57:50	18	02:10:48
18	Ida Rømer		00:38:14	24	00:35:40	20	00:57:49	17	02:11:43
19	Cecilie Hansen		00:36:40	19	00:35:22	17	00:59:54	23	02:11:56
20	Alberte Nygaard Ulrik		00:36:39	18	00:35:23	18	01:00:52	24	02:12:54
21	Ida Hansen		00:39:03	27	00:38:54	25	00:58:04	19	02:16:01
22	Martha Rotermann		00:40:12	29	00:38:12	24	01:01:02	25	02:19:26
23	Juliane Lundgren		00:39:12	28	00:39:13	26	01:01:34	26	02:19:59
24	Mikkeline Wennerberg Larsen		00:40:37	30	00:38:08	23	01:06:51	29	02:25:36
25	Frigg Witt	Team SnegleHuset.com	00:41:42	31	00:40:42	28	01:05:38	27	02:28:02
26	Julie Egeskow-Gjerka Jensen		00:42:18	32	00:40:03	27	01:06:34	28	02:28:55
27	Vibeke Borch Buus	Brande Motion	00:44:31	33	00:41:08	29	01:20:01	32	02:45:40

PIGER/GIRLS 12-14

NR.	NAVN	KLUB	1. ETAPE / PLAC.		2. ETAPE / PLAC.		3. ETAPE / PLAC.		SAMLET
1	Frida Schledermann	Sparta	00:13:53	1	00:10:56	1	00:16:05	1	00:40:54
2	Marie-Louise Jørgensen	Kolding KFUM atletik & motion	00:14:10	2	00:11:10	2	00:16:20	3	00:41:40
3	Alma Kjøller Jensen	Viking Atletik	00:14:22	5	00:11:28	5	00:16:10	2	00:42:00
4	Mathilde Winther	Blovstrød løverne	00:14:17	4	00:11:22	4	00:16:38	4	00:42:17
5	Lærke Natascha Lund	Bornholms efterskole	00:14:11	3	00:11:20	3	00:16:56	5	00:42:27
6	Ulrikke Juul Søeborg	Helsingør IF	00:15:24	6	00:12:09	6	00:17:50	6	00:45:23
7	Karoline M. D. Sigvardsen	Houlkær Løb & Motion/VEXA	00:16:16	7	00:12:38	7	00:18:29	7	00:47:23
8	Ida Woodhams Lund	Nyvest	00:16:35	9	00:13:14	11	00:18:48	8	00:48:37
9	Pauline Wattenberg	TV Lemgo	00:16:20	8	00:13:13	10	00:19:06	10	00:48:39
10	Selma Schroll Andersen	Birkerød Privatskole	00:17:07	15	00:13:11	9	00:19:00	9	00:49:18
11	Luna Blom Thomsen	Team Søhus	00:16:58	12	00:13:23	12	00:20:05	15	00:50:26
12	Cecilie Berlin		00:16:37	10	00:13:11	8	00:20:41	19	00:50:29
13	Camilla Larsen	ØIF	00:17:16	16	00:13:39	18	00:19:45	13	00:50:40
14	Lizette Nikolajsen	Varde Fysioterapi	00:16:55	11	00:13:56	19	00:20:03	14	00:50:54
15	Ditte Maria Funch	Pedersker	00:17:54	19	00:13:35	16	00:19:34	11	00:51:03
16	Anna Seerup Kirkeby	Viking Atletik	00:17:57	20	00:13:36	17	00:19:36	12	00:51:09
17	Sarah Ellehauge Sode	Team Sode	00:16:58	13	00:14:14	22	00:20:07	16	00:51:19
18	Cecilie Juul Christensen	Viking	00:17:04	14	00:13:31	13	00:21:03	23	00:51:38
19	Camilla Dybdal Andersen		00:18:09	21	00:13:31	14	00:21:01	22	00:52:41
20	Laura Tronier-Tulinius	FIF	00:17:48	18	00:14:02	20	00:20:55	20	00:52:45
21	Ida Terp Sørensen		00:17:43	17	00:14:26	25	00:20:36	17	00:52:45
22	Celine Svinding	BFI	00:18:51	26	00:14:17	23	00:20:59	21	00:54:07
23	Frida Bern	SK.Kraft	00:19:12	29	00:14:19	24	00:20:38	18	00:54:09
24	Marie Malling Dam	Nyvest	00:18:34	23	00:14:36	26	00:21:48	27	00:54:58
25	Emma Sofie Lindgaard	Gymnastikf. Køge Bugt	00:18:21	22	00:14:13	21	00:22:25	28	00:54:59
26	Klara Hansen		00:19:42	33	00:14:51	28	00:21:44	26	00:56:17
27	Emma Bang Rasmussen		00:19:12	31	00:15:42	36	00:21:30	24	00:56:24
28	Iben Juul Ellehauge		00:19:51	36	00:15:15	32	00:21:31	25	00:56:37
29	Emma Glud Pedersen	ØB	00:19:12	30	00:14:59	30	00:22:30	30	00:56:41
30	Kirstine Brejnholt Danielsen		00:18:51	25	00:15:18	33	00:22:32	31	00:56:41
31	Maria Helene Teuber		00:19:02	28	00:15:18	34	00:22:53	33	00:57:13
32	Shakira Saunders		00:19:45	34	00:15:03	31	00:22:40	32	00:57:28
33	Eva Lykke Simonsen		00:18:45	24	00:14:46	27	00:24:11	40	00:57:42
34	Zoya Nadia Rossil Hulgaard	Hulgaard	00:19:54	38	00:15:27	35	00:22:27	29	00:57:48
35	Ida Guttesen		00:18:53	27	00:16:26	44	00:23:44	38	00:59:03
36	Bolette Hilligsøe		00:19:21	32	00:16:15	41	00:23:34	35	00:59:10
37	Anna Therese Koldborg Tetzlaff		00:19:46	35	00:15:54	38	00:24:11	41	00:59:51
38	Ida Alberte Ekstrøm Larsen		00:20:24	40	00:16:26	43	00:23:37	36	01:00:27
39	Maja Basballe	Helsingør IF	00:21:17	48	00:15:52	37	00:24:15	42	01:01:24
40	Aviaja Jørgensen		00:20:24	39	00:16:33	46	00:24:31	43	01:01:28
41	Johanne Sommergård Koefoed	Svaneke Idrætsklub	00:20:25	41	00:16:32	45	00:24:33	45	01:01:30
42	Rebekka Dilling Rasmussen		00:21:05	47	00:16:14	40	00:24:31	44	01:01:50
43	Caroline Bækgaard Vesth		00:20:46	42	00:16:25	42	00:25:06	48	01:02:17
44	Marie Stryhn	Lillebælt i Løb	00:21:03	44	00:17:12	52	00:24:03	39	01:02:18
45	Emma Emilie Christiansen	Aalborg Øst Road Runners C.	00:21:03	45	00:16:11	39	00:25:16	49	01:02:30
46	Sofie Wilma Møller		00:19:52	37	00:16:50	47	00:25:48	52	01:02:30
47	Nele Grunow		00:21:04	46	00:17:28	56	00:24:58	47	01:03:30
48	Ragnhild Børseth Karlsen	Sturla	00:20:59	43	00:17:18	55	00:25:35	50	01:03:52
49	Emmily Barkov Andersen	Caffe Skansen	00:23:50	55	00:17:05	51	00:23:43	37	01:04:38
50	Alma Cecilie Raun		00:21:51	51	00:16:54	49	00:25:58	53	01:04:43
51	Emilie Vinter		00:21:41	50	00:17:15	53	00:26:44	54	01:05:40
52	Emilie Gregaard Andersen		00:24:10	56	00:17:04	50	00:24:46	46	01:06:00
53	Rebecca Andersen	Viking	00:21:23	49	00:16:52	48	00:28:31	59	01:06:46
54	Mille Sofie Oure		00:23:44	54	00:17:51	59	00:25:42	51	01:07:17
55	Flora Thonke		00:24:13	57	00:17:50	58	00:27:06	55	01:09:09
56	Trine Guldbæk Wæde	Fløng Kondi	00:23:36	53	00:18:25	60	00:27:46	56	01:09:47
57	Alberte Glimsø		00:24:14	58	00:18:33	61	00:29:59	61	01:12:46
58	Helena Alstrup Jensen	Alstrup-Løberne	00:28:04	62	00:18:46	63	00:27:52	57	01:14:42
59	Thea Mouritsen Krogh	Sportsklubben Kraft	00:25:59	60	00:21:00	68	00:31:50	64	01:18:49
60	Marguerite Løbner	Team godis	00:26:22	61	00:20:50	67	00:31:56	65	01:19:08
61	Anna Pedersen		00:29:45	64	00:20:18	66	00:31:07	62	01:21:10
62	Viktoria Kroager		00:29:46	65	00:20:17	65	00:31:07	63	01:21:10
63	Nynne Bodilsen	Team New Balance	00:28:07	63	00:23:01	70	00:37:32	66	01:28:40

PIGER/GIRLS 00-11

NR.	NAVN	KLUB	1. ETAPE / PLAC.		2. ETAPE / PLAC.		3. ETAPE / PLAC.		SAMLET
1	Astrid Stigen	Fredrikstad Skiklubb	00:15:28	1	00:12:14	1	00:17:47	1	00:45:29
2	Anna Erika Grønbek Hamborg	Køge Atletik	00:16:35	2	00:12:58	3	00:18:27	2	00:48:00
3	Freja Boss Rasmussen	TIF	00:16:50	4	00:13:00	4	00:18:29	3	00:48:19
4	Frida Schou Kristensen	Bagsværd Atletik Club	00:16:49	3	00:12:55	2	00:18:50	4	00:48:34
5	Vilde Fredriksen	Varteig IL	00:17:19	5	00:13:58	6	00:19:36	5	00:50:53
6	Celina Boss Rasmussen	TIF	00:17:55	9	00:13:27	5	00:19:54	6	00:51:16
7	Anika Norddal	Stevns Løbeklub	00:17:25	6	00:14:14	9	00:20:54	10	00:52:33

SIGNE MOSSALSKI tager dysten med Aksel Bjerregaard og Malte Krogh Hansen.

FOTO: KENNETH JENSEN

FREJA BOSS RASMUSSEN har fuldt fokus på gøre 1. etape i Hasle helt færdig.

FOTO: KENNETH JENSEN

8	Ingrid Elise Kullerud	Varteig IL	00:17:42	7	00:14:05	7	00:20:50	9	00:52:37
9	Eva Hoffmann	Hørsholm Basketball Klub	00:18:21	11	00:14:34	12	00:20:12	8	00:53:07
10	Freja Rosendahl Jeppesen	Korsør atletik & motion	00:18:30	12	00:14:28	11	00:21:27	12	00:54:25
11	Viola Wendt	SG Stern	00:20:10	23	00:14:12	8	00:20:05	7	00:54:27
12	Emilie Hostrup Sahlberg		00:17:44	8	00:14:51	16	00:22:08	15	00:54:43
13	Vilma Tambour Petersen		00:19:28	20	00:14:37	14	00:21:45	13	00:55:50
14	Anna Søgaard Olsen	Viking Atletik	00:19:34	21	00:15:14	20	00:21:07	11	00:55:55
15	Mathilde Juul Christensen	Viking	00:18:08	10	00:14:18	10	00:24:01	25	00:56:27
16	Caroline Lambæk Kaas		00:18:52	14	00:15:29	25	00:22:08	14	00:56:29
17	Anna Westh		00:18:59	15	00:15:16	22	00:22:25	18	00:56:40
18	Cilja Westh	CWesth	00:19:01	16	00:15:19	24	00:22:23	17	00:56:43
19	Andrea Juul Søeborg	Helsingør IF	00:18:36	13	00:14:58	18	00:23:18	23	00:56:52
20	Karla Frederiksen		00:20:21	25	00:15:15	21	00:22:15	16	00:57:51
21	Kamille Helms Kjær	Viking	00:20:08	22	00:15:40	27	00:22:34	19	00:58:22
22	Frida Brejnholt Hjorth Hansen		00:21:15	35	00:15:30	26	00:22:47	20	00:59:32
23	Smilla Kirial Hylleberg	Stutteri Kirial	00:19:05	17	00:16:13	29	00:24:21	30	00:59:39
24	Emilie Anina Dahl Andersen		00:20:23	26	00:16:18	30	00:23:15	22	00:59:56
25	Lærke Lund		00:20:59	32	00:15:01	19	00:24:05	26	01:00:05
26	Astrid Kirstine Kofoed		00:20:52	30	00:16:53	44	00:22:59	21	01:00:44
27	Signe Mossalski		00:20:44	29	00:16:32	35	00:24:13	28	01:01:29
28	Cornelia Winther		00:20:31	27	00:16:19	31	00:25:07	35	01:01:57
29	Frida Kirial Hylleberg	Stutteri Kirial	00:19:26	18	00:17:11	50	00:25:23	40	01:02:00
30	Julika Wendt		00:21:06	33	00:14:50	15	00:26:09	50	01:02:05
31	Marie Schledermann		00:21:29	39	00:16:43	39	00:24:13	29	01:02:25
32	Emilie Møller-Sørensen		00:20:37	28	00:16:57	48	00:25:16	37	01:02:50
33	Emma Espenhain Bunch	Team Bunch	00:21:17	36	00:16:35	36	00:25:52	45	01:03:44
34	Emma Møller	Bornholm 15	00:21:35	40	00:17:26	53	00:24:51	32	01:03:52
35	Anna-Ida Thomasen		00:21:08	34	00:16:54	46	00:25:57	46	01:03:59
36	Cecilie Bækgaard Vesth		00:22:15	48	00:17:04	49	00:25:10	36	01:04:29
37	Ebba Graff Frederiksen	FIF Hillerød	00:22:26	50	00:17:52	62	00:24:11	27	01:04:29
38	Thea Louise Raun Gocht-Jensen		00:21:51	43	00:16:53	45	00:25:59	47	01:04:43
39	Anna-Elise Hjemdahl	Drammen turnforening	00:23:48	66	00:16:10	28	00:24:53	33	01:04:51
40	Kirsten Conrad		00:21:19	37	00:16:36	37	00:26:56	58	01:04:51
41	Agnes Brejnholt Danielsen		00:20:18	24	00:17:50	61	00:26:49	57	01:04:57
42	Laura Hilligsøe		00:22:26	51	00:16:51	43	00:25:43	42	01:05:00
43	Asta Brønnum Overgaard		00:22:51	54	00:16:31	34	00:25:44	43	01:05:06
44	Emma Brejnholt Danielsen		00:22:06	47	00:16:51	42	00:26:21	52	01:05:18
45	Julie Sanggård Andersen	Lobbæk	00:21:53	45	00:18:09	65	00:25:21	38	01:05:23
46	Iben Borch Buus	Brande Motion	00:22:48	52	00:16:41	38	00:26:00	48	01:05:29
47	Ida Elleby Lund	Team Bornholm	00:22:53	57	00:17:46	59	00:25:23	39	01:06:02
48	Asta Buhl		00:23:02	60	00:17:27	54	00:25:33	41	01:06:02
49	Cecilie Egeskow-Gjerka Jensen		00:24:09	69	00:16:55	47	00:25:01	34	01:06:05
50	Olivia Thøgersen		00:21:28	38	00:17:23	52	00:27:24	62	01:06:15
51	Frederikke Lindblad Jørgensen	HJB Byggeforretning	00:22:52	55	00:17:44	58	00:25:49	44	01:06:25
52	Mathilde Marie Mønsted Larsen		00:22:49	53	00:17:47	60	00:26:12	51	01:06:48
53	Anna Kofoed Hansen		00:21:48	41	00:17:32	55	00:27:37	64	01:06:57
54	Aline Hedegård Bruhn		00:24:28	75	00:18:10	67	00:24:25	31	01:07:03
55	Viktoria Grønbek Hamborg		00:20:58	31	00:22:10	103	00:23:57	24	01:07:05
56	Clara Godrum Overgaard		00:23:25	64	00:17:21	51	00:26:29	55	01:07:15
57	Wilma Hjorth Hansen		00:24:38	79	00:16:50	41	00:26:07	49	01:07:35
58	Freja Frostholm Jensen	Nexø	00:22:52	56	00:17:53	63	00:26:57	59	01:07:42
59	Maja Andersen	Rønne Revision	00:21:55	46	00:18:43	71	00:27:18	60	01:07:56
60	Ditte Marie Kofoed		00:22:56	58	00:17:43	56	00:27:19	61	01:07:58
61	Anna Vinter		00:22:23	49	00:19:12	77	00:26:27	54	01:08:02
62	Frieda Rotermann		00:21:52	44	00:18:23	68	00:27:51	67	01:08:06
63	Ane Katrine Kofoed		00:22:57	59	00:17:44	57	00:27:29	63	01:08:10
64	Cecilie Lodbjerg Mortensen		00:23:14	61	00:18:09	64	00:27:42	65	01:09:05
65	Klara F Lund	-	00:23:14	62	00:18:09	66	00:27:43	66	01:09:06
66	Frida Geert Lund		00:23:25	63	00:19:13	78	00:28:29	70	01:11:07
67	Ida Hur Laursen		00:23:34	65	00:19:14	79	00:28:33	71	01:11:21
68	Caroline Larsen	ØIF	00:21:49	42	00:18:41	70	00:31:03	80	01:11:33
69	Emma Christiansen	Viking atletik	00:24:18	73	00:19:03	76	00:28:40	72	01:12:01
70	Stella Maria Holm Sandbye		00:24:39	80	00:18:52	74	00:29:05	73	01:12:36
71	Rosalina Holm Sandbye		00:24:38	78	00:18:55	75	00:29:09	74	01:12:42
72	Karoline Grundfør		00:23:49	67	00:19:39	80	00:30:10	78	01:13:38
73	Ane Torbergsen	Tromsø Løpeklubb	00:23:58	68	00:19:40	81	00:30:09	77	01:13:47
74	Camille Marie Soelberg		00:24:13	71	00:20:30	85	00:29:12	75	01:13:55
75	Asta Rude Reedtz		00:28:03	89	00:18:47	72	00:27:58	68	01:14:48
76	Katrine Alstrup Kristensen	Alstrup-Løberne	00:28:03	90	00:18:49	73	00:28:06	69	01:14:58
77	Mathilde Arildskov		00:25:32	81	00:21:08	92	00:31:32	84	01:18:12
78	Rose Søndergaard		00:25:33	82	00:21:09	94	00:31:32	85	01:18:14
79	Laura Bech-Pedersen		00:25:42	83	00:20:48	90	00:32:29	88	01:18:59
80	Rosa Maria Juul Reichel		00:24:28	76	00:21:14	95	00:34:50	93	01:20:32
81	Rosa Geert Lund		00:24:15	72	00:20:40	89	00:36:01	97	01:20:56
82	Julie Høvelskov	AH Metal Solutions A/S	00:24:28	77	00:20:40	88	00:35:57	96	01:21:05
83	Sofia Gregaard Andersen		00:28:50	95	00:21:08	93	00:31:11	81	01:21:09
84	Wilma Witt	Team SnegleHuset.com	00:28:38	94	00:21:43	100	00:31:29	83	01:21:50
85	Zenia Winther Jensen	Team Winther	00:29:00	98	00:22:08	102	00:32:17	86	01:23:25
86	Frida Lissau		00:28:12	91	00:24:01	109	00:32:48	89	01:25:01
87	Ella Dilling Rasmussen	Hellas	00:28:12	92	00:24:03	110	00:32:48	90	01:25:03
88	Freja Bjørn Olesen		00:29:37	100	00:21:51	101	00:34:42	92	01:26:10
89	Mathilde Lauenborg Johnsen		00:30:25	103	00:24:32	114	00:31:20	82	01:26:17
90	Filippa Hjorth Hansen		00:25:51	84	00:24:15	111	00:36:42	103	01:26:48
91	Ida Rosenbak	Esbens auto	00:27:39	88	00:23:02	104	00:36:16	100	01:26:57
92	Helene Bertelsen		00:27:38	86	00:21:05	91	00:38:52	105	01:27:35
93	Pernille Linnseth	Restaurant Cro'n i Odense	00:27:38	87	00:24:23	112	00:36:05	98	01:28:06
94	Isabella Janum Lindgren		00:28:31	93	00:21:20	98	00:38:53	106	01:28:44
95	Lily Oliver		00:32:58	111	00:21:33	99	00:34:31	91	01:29:02
96	Simone Reinholdt Mogensen		00:26:55	85	00:23:16	106	00:41:18	109	01:31:29
97	Asta Pihl Christensen		00:28:53	97	00:21:15	97	00:41:28	110	01:31:36
98	Anna Reinholdt Mogensen		00:31:56	110	00:23:53	108	00:36:18	102	01:32:07
99	Frida Lund Seiersbøll	Every-body	00:30:20	102	00:23:13	105	00:39:41	107	01:33:14
100	Olivia Buchardt Petersen	Bornholm 15	00:31:19	105	00:26:45	117	00:35:30	95	01:33:34
101	Andrea Buchardt Thye	Bornholm 15	00:31:19	104	00:26:46	118	00:36:08	99	01:34:13
102	Anne Munch		00:35:24	115	00:24:36	115	00:35:19	94	01:35:19
103	Vilda Schieck	Bornholm 15	00:31:20	106	00:29:17	120	00:36:17	101	01:36:54
104	Julie Knudsen		00:31:54	109	00:29:16	119	00:41:38	111	01:42:48
105	Ingrid Zeller	Team Sommer	00:29:48	101	00:29:28	121	00:43:43	116	01:42:59
106	Kaya Stabel		00:31:21	107	00:29:35	124	00:43:13	113	01:44:09
107	Inge Kaas	Viking Atletik	00:35:15	113	00:29:32	123	00:43:44	117	01:48:31

1	NEW BALANCE/TEAM KAISER SPORT	9:33:10
2	Abdi Hakin Ulad	2:08:44
10	Joachim Weel Rosbo	2:19:14
20	Asser Jon Nielsen	2:29:09
1155	Peter Paldan Sørensen	2:36:03
1150	Mads Høyer	2:39:44

2	New Balance/Team Marathon Sport	11:02:46
1145	Kent Nørmark	2:28:14
1144	Christian Tronnier Kapper	2:37:04
1203	Henrik Nordtorp Jørgensen	2:39:16
1152	Jacob Ibing	3:18:12
710	Ejvind Andersen	3:18:20

3	SYD-ØST FOR PARADIS 1	11:55:47
1051	Mads Bak Madsen	2:44:31
1052	René Falandysz	2:46:52
1053	Christina Skou	3:07:04
1055	Malene Kofoed-Dam	3:17:20
1054	Nicolai Hjorth Hansen	3:19:20

4	MULTIPOWER SPORTSMAN / NOR	12:11:44
41	Kjetil Andre Bjerkrheim	2:32:30
40	Tore Bjerkrheim	2:40:27
42	Ruben Strand	3:04:14
1493	Nina Johansen	3:54:33

5	VEJ, PARK & ANLÆG HOLD 1	12:20:20
197	Niels-Ulrik Jørgensen	3:00:19
201	Flemming Pihl	3:04:44
199	Knud Kofoed	3:05:32
198	Flemming Mogensen	3:09:45
196	Michael Sorth	3:14:14
372	Jørn Peter Koefoed	3:20:50

6	BORNHOLMS HOSPITAL HOLD 1	12:32:56
203	Gorm Strange Nielsen	2:51:53
67	Mads Marholt	2:59:50
296	Morten Bertelsen	3:01:37
459	Keld Blom	3:39:36
1170	Ole Nisbeth	3:58:32

7	COOP BORNHOLM 1	12:33:47
228	Tommy Ipsen	2:51:56
267	Per Brink	2:56:54
2019	Anders Marcher	2:59:37
1020	Bjørn Kidmose	3:45:20
1665	Camilla Pedersen	3:49:40

8	VEJ, PARK OG ANLÆG HOLD 2	12:35:09
169	Torben Steenberg Nielsen	2:59:02
168	Simon Strange Thiesen	3:05:49
475	Jonathan Fogt Andersen	3:07:59
167	Tobias Kaplan Kofod	3:22:19
1505	Malue Dufke	3:30:52
746	Daniel Allerup	3:46:35

9	FUGATO HOLD 1	12:50:10
591	Rune Nisbeth	3:05:28
295	El Perric Mantey	3:06:07
294	Karsten Rossing Mogensen	3:18:03
560	William Koch	3:20:32
1553	Tina Hass Elleby	3:40:27
1496	Merete Roulund Marquardsen	3:55:04

OLE NISBETH holder fanen højt. Sammen med kollegaerne fra Bornholms Hospital hold 1 sluttede han på 6. pladsen i firmakonkurrencen.

FOTO: KENNETH JENSEN

10	SUPERBRUGSEN KLEMENSKER	12:59:11
239	Christian Jensen	2:52:04
240	Kristoffer Johansen	3:06:07
321	Mads Jensen	3:23:54
320	Simon Dalsgaard Hansen	3:37:06
1648	Ditte Dalsgaard Hansen	3:42:04
1808	Cecilie Holm Haagensen	3:54:03

11	SVANEKE BRYGHUS	13:14:12
1086	Martin Hansen	3:10:23
1085	Bjarke Brandt Hansen	3:15:55
1083	Martin Lyth	3:17:46
1081	Daniel Barslund	3:30:08
1082	Alice Jessie Clark	3:49:24
1084	Cecillie Von Bülow	3:50:17

12	CAMPUS BORNHOLM - HERRE	13:15:58
232	Claus Munch Jørgensen	3:02:10
519	Søren Buhl	3:21:29
333	Henrik Kofoed	3:25:26
520	Hans-Åge Mortensen	3:26:53
521	Heiko Thomsen	3:39:47

13	AIMHIGH - WOMAN	13:29:11
1437	Mia Daugbjerg	2:56:13
1456	Julie Føns	3:14:44
1472	Katja Maria Lustrup	3:29:17
1541	Mette Storgaard Nielsen	3:38:57
1770	Thea-Louise Schober	3:54:52

14	TEAM JENSEN DANMARK A/S	13:32:05
1136	Peter Munch	3:19:04
337	Per Brandt Rasmussen	3:20:28
1147	Lauge Koch Olsen	3:20:55
529	Jørgen Kirkeby	3:31:38
1632	Per Munch Jensen	3:31:39
626	Stig B. Rasmussen	4:06:27

15	TEAM CRO'N (RESTAURANT CRO'N)	13:44:19
97	Jesper Pedersen	2:48:30
371	Poul Rasmussen	3:23:01
670	Tim Brandt	3:42:11
955	Martin Kofoed	3:50:37
1955	Ingrid Rasmussen	4:19:43
2057	Gitte Pedersen	5:48:22

16	RØNNE REVISION	14:02:10
246	Mads Jensen	3:10:49
532	Martin Brandt	3:25:32
533	Anders Kofoed	3:37:11
1570	Anne Marie Lund Kofoed	3:48:38
612	Dan Andersen	4:01:51
859	Knud Erik Hansen	4:19:50

17	ESPERSEN	14:12:00
233	Jens Gregersen	3:02:34
633	Jimmy Andersen	3:31:10
995	Stig Nielsen	3:39:11
2084	Lene Blem Dahl	3:59:05

18	SYD-ØST FOR PARADIS 2	14:33:09
1056	Kasper Buchardt	3:33:04
1058	Stig Rex Thomsen	3:37:10
1060	Julie Buchardt	3:37:16
1059	Cathrine Buchardt	3:45:39

19	CAMPUS BORNHOLM	14:33:15
331	Flemming Munch Hansen	3:16:54
1523	Maja Kofod-Andersen	3:27:33
1617	Tina Lund	3:45:04
785	Claus Landin	4:03:44
1822	Lene Jensen	4:17:23
1971	Helle Lind	5:07:46

20	COOP BORNHOLM 2	14:47:58
1474	Josephine Mortensen	3:26:35
782	Marcus Brink	3:32:28
341	Claus Peter Christiansen	3:37:11
2001	Nicoline Michaelsen	4:11:44
1018	Henrik Madsen	4:21:33

21	FUGATO HOLD 2	14:56:29
816	Jesper Lund	3:27:58
813	Rasmus Bruun	3:40:17
814	Henrik Espersen	3:52:55
1674	Vivi Kjærsgaard	3:55:19
1560	Lene Ekhart Storm	3:55:57
815	Lars Dahl Sørensen	3:56:42

22	BORNHOLMS HOSPITAL HOLD 2	15:11:52
1641	Ditte Sørensen	3:31:18
1584	Marie Nikolajsen	3:41:39
1107	Lars Nielsen	3:54:49
682	Karsten Nilsson	4:04:06
1775	Nina Blem BidstrupBRA	4:04:28
1966	Heidi Dannerfjord	4:31:23

22	FUGATO HOLD 3	15:13:13
817	Claus Larsen	3:31:41
1709	Heidi Køhlert	3:47:00
841	Frank Kirkegaard	3:56:42
1676	Hanne Nisbeth	3:57:50
842	Claus Ruberg	4:31:24

1	KØGE ATLETIK	10:13:36
1	William Morwabe	2:08:15
1402	Sylvia Kiberenge Worm	2:29:41
30	Erling Worm	2:39:21
89	Brian Hildskov Hansen	2:56:19
223	Henrik Glimø	3:04:25
1482	Anne-Mette Lindgaard	3:41:03

2	SPORTSKLUBBEN KRAFT / NOR	10:28:48
9	Øystein Mørk	2:19:23
58	Morten Karslen	2:42:08
59	Dag Arnar Bern	2:43:33
258	Geir Mathiesen	2:43:44
60	Bjørn-Harald Garfjell	2:53:10
307	Jonas Roland Jacobsson	3:14:42

3	KORSØR ATLETIK OG MOTION	10:54:26
37	Benjamin Savil	2:26:23
87	Rasmus Kristensen	2:38:24
215	Kevin F. Sørensen	2:47:22
214	John Sørensen	3:02:17
219	Per Cantby	3:07:06
213	Frants Mortensen	3:09:41

4	ODENSE ATLETIK	11:02:28
2194	Simone Glad	2:29:36
1171	Sonni Thelmark	2:39:59
83	Lars Winther Christensen	2:40:42
1455	Henriette Hansen	3:12:11

5	SPARTA 1	11:03:45
31	Mads Skaaning	2:30:03
68	Chris Wydojnik	2:43:25
44	Jesper Wium Aahøj	2:47:29
1411	Christina Hedegård Bruhn	3:02:48
250	Henning Steffan Jensen	3:04:24

6	VIKING ATLETIK 1	11:15:33
24	Nichlas Kristensen	2:34:26
1118	Mogens Lund	2:34:53
1428	Laura Marie Jørgensen Hulgaard	3:02:38
847	John K. Street	3:03:36
149	Rune Pedersen	3:04:05

7	TEAM LEIPZIG / GER	11:22:57
23	Jörg Matthe	2:31:26
1432	Tanja Plötz	2:51:37
135	Thoralf Nestler	2:57:52
106	Jürgen Krause	3:02:02
134	Holger Kratz	3:03:21
1470	Jana Schönlebe	3:18:58

8	HOLD FAST	11:33:19
109	Asbjørn Kofoed Madsen	2:38:20
271	Kristian Kjer Madsen	2:52:01
230	Mads Elleby	2:56:04
405	Mogens Madsen	3:06:54
1659	Camilla Høj Månsson	3:37:24
1663	Kathrine Elleby	4:08:04

9	BLOVSTRØD LØVERNE 1	11:40:14
78	Henrik Larsen	2:50:50
64	Jens Arne Christiansen	2:53:22
57	Henrik Brandt	2:55:39
1410	Tine Broksø	3:00:23
276	Nils Nyrup	3:02:17

HELLE DIRKS sluttede sammen med holdkammeraterne på Vibog AM2 på 24. pladsen i holdkonkurrencen.

FOTO: KENNETH JENSEN

10	BAGSVÆRD ATLETIK 1 (MIX)	11:43:38
96	Lars Wetche	2:48:04
1408	Sara Schou Kristensen	2:48:14
141	Paul Andersen	2:57:40
1434	Tina Kristensen	3:09:40
129	Morten Laursen	3:41:47

11	AALBORG ØST ROAD RUNNERS CLUB	12:22:24
25	Thomas Møller Søndergaard	2:41:24
145	Karl Boe	3:06:46
220	Jesper Christiansen	3:07:10
1423	Maja Boe	3:27:04
1548	Mette Christiansen	3:50:03
146	Esben Elbæk	4:14:55

12	HERLEVLØBERNE 2	13:03:15
99	Allan Kofoed	2:44:24
182	Mike Lilhammer	3:22:23
748	Carsten Woss Clemmensen	3:25:59
1463	Helle Nygaard	3:30:29
751	Ole Andersen	4:05:17
606	Allan Hansen	4:25:08

13	VIBORG AM 1	13:11:20
189	Ole Hedegaard Petersen	3:06:26
488	Paul - Martin Friborg	3:09:44
1416	Helle Blak Petersen	3:25:54
451	Per Ulrik Nielsen	3:29:16
1563	Heidi Løvkvist Brøcher	3:33:18
613	Michael Brøcher	3:43:38

14	VIKING ATLETIK 4	13:38:22
592	Allan Tindø	3:10:00
224	Peder Andreasen	3:14:02
563	Martin Pihl Sode	3:27:56
464	Claus Andersen	3:46:24
2086	Jørgen-Ole Trasborg	4:01:26
686	Flemming Bærnthsen	4:08:05

15	HERLEVLØBERNE 1	13:44:49
181	Kim Lilhammer	2:53:11
472	Søren Traberg	3:20:13
364	Axel Lauridsen	3:35:33
1740	Lotte Jensen	3:55:52
351	Mogens Bertram-Nielsen	4:09:44
1805	Rikke Møller Madsen	4:48:53

16	VIKING ATLETIK 2	14:03:16
261	Kasper Jensen	2:59:11
1425	Lotte Helms	3:16:44
1552	Katrine Jensen	3:21:54
1392	Bjarne Kristiansen	4:25:27

17	ØB-ATLETIK	14:12:38
231	Mathias Buus-Kofoed	2:57:46
470	Keld Lundgaard Christensen	3:31:58
1494	Helle Vibeke Buus	3:38:13
1854	Merete Mortensen	4:04:41
1909	Hanne Riis	4:11:06

18	SPARTA 3	14:29:00
216	Hc Kongsted	3:03:40
343	Ralph Pedersen	3:28:39
1605	Shanna Kristine Pedersen	3:35:12
858	Peter Nielsen	4:21:29
1651	Birgitte Grenaa	4:47:15
920	Birger Agerup Jensen	5:42:47

19	FORSVARETS PARA-IDRÆT	15:11:01
95	Nichlas Rønne Dam	3:00:48
1917	Tanja Sunekær	3:50:41
866	Alexander Taarnberg	3:50:51
1106	Torben Riis	4:28:41
864	Robert Veilis	5:07:00
863	Christian Badsted	5:42:55

20	TEAM LEIPZIG 2 / GER	15:46:11
1476	Sylvia Frankenstein	3:24:43
1690	Sophie Ebert	3:50:19
960	Ralf Koch	4:14:58
2038	Katharina Nitsch	4:16:11
1889	Andrea Liemert	4:20:54
944	Roland Dippmann	5:24:18

21	VIKING ATLETIK 6	15:49:46
1169	Jan Grooss	3:34:40
2200	Lisbeth Dam	3:59:14
1621	Veronika Zachariasen	4:05:12
792	Mogens Elleby	4:10:40

22	VIKING ATLETIK 5	16:06:39
1596	Bente Sørensen	3:49:58
871	Erik Krogh Hansen	3:58:31
798	Birger Pilegaard	3:59:56
691	Erwin Hansen	4:18:14

23	SPARTA 2	16:29:44
155	Allan Arndal	3:19:38
724	Allan Rasmussen	3:52:31
1705	Marianne Kasten	4:35:20
1791	May Andersen	4:42:15
1788	Mia Theodora Christensen	4:42:31

24	VIBORG AM 2	16:33:23
662	Michael Heppner	3:50:03
1639	Helle Dirks	4:07:11
1814	Lone Friborg	4:15:49
979	Jens Thomsen	4:20:20
2093	Mona Højgaard	4:25:08
1004	Erland Erlandsen	4:36:11

25	SPARTA 5	16:46:03
565	Per Nygaard Jensen	3:44:14
1666	Katrine Larsen	4:08:24
1969	Dorte Johansen	4:16:15
1861	Bente Christiansen	4:37:10
1995	Ulla Matzen	5:11:50
1819	Mariann Aagesen	5:16:14

26	SPARTA 4	17:04:52
1446	Julie Thunbo Rivold	3:31:59
1951	Hanne Clark	4:22:15
1603	Dorthe M. Wiuf Nielsen	4:31:41
1818	Joan Kramer	4:38:57

27	P FIRE	17:11:21
690	Bertel Hejlesen	3:41:41
931	Kurt Bysand	4:13:51
1685	Louise Snoer Mørup	4:37:27
1886	Ida Snoer Clausen	4:38:22
1880	Hedvig Reuss	4:49:07
2119	Birte Kyhn	5:13:32

28	VIKING ATLETIK 7	17:44:57
823	Jørn Bendtsen	4:00:28
1700	Lillian Munk-Christensen	4:19:14
1780	Kirsten Tjørnholm	4:39:47
1902	Irene Dybdal Knudsen	4:45:28
1773	Jette Riis	5:05:53

29	VIKING ATLETIK 8	20:41:22
2109	Stella Dahl Hansen	4:54:19
2129	Margit Kjær Pedersen	5:00:49
1978	Margit Kjøller	5:04:32
2030	Anita Barlien	5:41:42
2130	Kirsten Grønbech	6:02:29

BORNHOLM**HOTELS**

Den Store Fiskebuffet

Hver torsdag i perioden 7/5 - 24/10 18.00 - 20.30
Hver fredag i perioden 10/7 - 14/8 18.00 - 20.30
Pris pr. person kr. 395,- / **børn u/12 kr. 125,-**

Restaurant Himmel & Hav

Åbent fra 11.30 - 17.00

Restaurant Di 5 Stâuerna

Åbent fra 17.00 - 22.00

Diner Transportable

Dagens ret til kr. 110,-

Leveres i varmekasse, så maden kan holde sig varm til efter dagens etape. Brød og salat er altid inkl.

Strandvejen 116, 3700 Rønne
Tlf.: 56 90 44 44

www.bornholmhotels.dk

Radisson BLU Frederiksborg Hotel



Den Bornholmske Diamant Spa

1000 m² wellness for voksne (min. 16 år).
Afslapning, velvære og fordybelse.
Gratis adgang for vores overnattende hotelgæster.

Tirsdag - fredag	kl.	16.00 - 20.00
Lørdag	kl.	12.00 - 19.00
Søndag	kl.	12.00 - 17.00

Entré kr. 225,-

Spa & Spis

Entré til Diamant Spaen, 1 glas champagne samt en 2-retters middag i Restaurant Victoria
Kun kr. 450,- pr. person. (Spar 125,-)

Ndr. Kystvej 34, 3700 Rønne
Tlf.: 56 90 43 44

www.diamantspa.dk

DEN BORNHOLMSKE DIAMANT SPA

Restaurant Victoria

A LA CARTE - Bornholms Regionale Madkultur

Restaurant Victoria er åben fra kl. 17.00 - 21.30.

Solnedgangsmenu

Nydes i Restaurant Victoria med udsigt til solnedgangen over Østersøen.

Inspireret af Bornholm og fremstillet med lokale bornholmske råvarer.

3 retter kr. 365,- / 4 retter kr. 405,-

Dagens ret

Kr. 125,-

Ndr. Kystvej 34, 3700 Rønne
Tlf.: 56 90 42 44

www.bornholmhotels.dk

Griffen Spa Hotel

Etape Bornholms resultatavis. Udgives af: Viking Atletik | Ansvarshavende: Claus Clausen. | Opsætning: bergsbureau.dk. | Fotos: Kenneth Jensen. | Tryk: BornholmsTidende A/S.| Forbehold for trykfejl og ændringer.